

FY 2022-2023

CONSOLIDATED ANNUAL PERFORMANCE & EVALUATION REPORT (CAPER)



EXECUTIVE SUMMARY

HOUSING AND COMMUNITY
DEVELOPMENT DIVISION
525 EAST SOUTH STREET
ORLANDO, FL 32801



Table of Contents

EXECUTIVE SUMMARY	2
A. Community Development Block Grant (CDBG) Summary	5
Public Service Activities	6
CDBG Housing Activities	6
CDBG Capital Projects	7
CDBG General Administration and Planning.....	7
CDBG Program Income	7
B. Emergency Solutions Grant (ESG) Summary.....	8
C. CDBG-CV and ESG-CV Summary	10
D. HOME Investment Partnerships Program Summary	13
E. Other Grants Administered Summary	14
PUBLIC NOTICE.....	18
IDIS SYSTEM REPORTS	28
SAGE – HMIS REPORTING REPOSITORY	229
HUD ESG-CV CAPER – 9 th Quarter Reporting (7/1/2023 to 9/30/2023)	

On the cover (from left to right): Winter Park Digital Inclusion project; Pine Hills Multicultural Center; Monsignor Bishop Manor apartment complex.

**ORANGE COUNTY
CONSOLIDATED ANNUAL PERFORMANCE AND EVALUATION REPORT
FISCAL YEAR 2022-2023**

EXECUTIVE SUMMARY

The purpose of the 2022-2023 Consolidated Annual Performance and Evaluation Report (CAPER) is to serve as the evaluation tool used to assess Orange County's progress towards meeting the goals and objectives identified in the 2022-2026 Consolidated Plan.

On August 9, 2022, the Orange County Board of County Commissioners (BCC) approved the 2022-2023 Annual Action Plan. The approved Action Plan covered the period from October 1, 2022, through September 30, 2023, for the following grant programs and funding:

Community Development Block Grant (CDBG) Program	\$7,278,950
HOME Investment Partnership Program (HOME)	\$3,145,072
Emergency Solutions Grant (ESG) Program	\$ 638,241

In addition to these entitlement grant programs, Orange County was awarded supplemental federal funds to address a national public health emergency. On March 27, 2020, the Coronavirus Aid, Relief, and Economic Security Act (CARES Act) was signed into law making available supplemental Community Development Block Grant (CDBG-CV) and Emergency Solutions Grant (ESG-CV) funds to prevent, prepare for, and respond to the coronavirus pandemic (COVID-19). To expend those additional allocations of dollars on eligible projects and activities, the County processed several amendments to FY 2019-2020 One-Year Action Plan. The substantial amendments to add the dollars were done in June of 2020 and April of 2021, respectively. Additional budget amendments were processed to change the awarded amounts, remove some projects, and add new projects and activities into the 2022-2023 grant year. A summary of the budget changes is listed below:

- June 23, 2020: approval of Substantial Amendment for receipt and administration of supplemental funding received under the CARES Act (CDBG-CV1 and ESG-CV1), and delegation of limited authority to the County Administrator to execute subrecipient agreements.
- February 23, 2021: approval of Amendment to increase the amount of award to one of the subrecipients providing COVID-19-related services to meet an increased demand for services.
- April 13, 2021: approval of Second Substantial Amendment to include funding from the supplemental CDBG-CV3 Program.

- October 12, 2021: approval of the second Amendment to remove some projects and add new projects and activities that aid in preventing, preparing for, and responding to the COVID-19 pandemic.
- April 5, 2022: approval of the third Amendment to add activities that aid in preventing, preparing for, and responding to the COVID-19 pandemic; changes to and deletions of projects previously approved by the Board.

The following funds were added to FY 2019-2020 Action Plan as a result of those amendments, for a total of \$19,344,469 in supplemental funds:

Community Development Block Grant (CDBG-CV1) Program	\$ 4,147,196
Emergency Solutions Grant (ESG-CV1) Program	\$ 2,024,224
Emergency Solutions Grant (ESG-CV2) Program	\$ 5,016,437
Community Development Block Grant (CDBG-CV3) Program	\$ 8,156,612

On April 18, 2022, Department of Housing and Urban Development (HUD) released Notice CPD-22-06 that established a fifty percent draw deadline of June 16, 2022, for ESG-CV dollars (with related penalties) and extended the overall expenditure deadline for ESG-CV funds to September 30, 2023. As a result, the County's ESG-CV allocation was reduced to \$6,284,674.79 (ESG-CV1 and ESG-CV2 allocations combined). An amendment reflecting this reduction was processed in September of 2023. To date, the County has expended most of the ESG-CV funds awarded, not including some administrative expenditures related to the grant closeout and on-going payments for services provided through the end of FY 2022-2023. Orange County has also expended the majority of CDBG-CV funds (over 80%), with one public service activity and several capital projects still underway.

The 2022-2023 CAPER provides a summary of the activities, outcomes and financial expenditures that occurred during the 2022-2023 fiscal year. The CAPER reports on the accomplishments completed during the first year of the 2022-2026 Consolidated Plan. Additionally, the CAPER reports on projects and activities related to prevention, preparation for, and response to the coronavirus pandemic, which were implemented during Fiscal Year 2022-2023 with CDBG-CV and ESG-CV funds authorized by the CARES Act.

The CAPER also serves as the means by which the County informs its citizens, the Department of Housing and Urban Development (HUD), and, through HUD, the United States Congress of progress towards achieving the goals identified in the Action Plan. Orange County's Citizen Participation Plan is the instrument used to encourage public participation in housing and community development activities. This process includes the publication of a public notice to inform citizens about the availability of the CAPER, and the date, time, and location of a public hearing to discuss the report and obtain comments and input.

The public notice for the 2022-2023 CAPER was published in *La Prensa* (Spanish newspaper of general circulation) and in *Orlando Sentinel* (newspaper of general circulation) on November 30, 2023, and December 3, 2023, respectively. Both public notices included an announcement of the public comment and review period beginning Monday, December 4, 2023, through Monday, December 18, 2023. A draft of the CAPER was made available at the Orange County Public Library, at the Orange County Housing and Community Development Division's office, and on the County's website. A public hearing to receive citizen input on the CAPER was conducted on Wednesday, December 13, 2023, at 6:00 p.m. at the Internal Operations Center, Largo Training Room, First Floor, located at 450 E. South Street, Orlando, Florida 32801.

Citizens were encouraged to submit any questions, comments, or concerns in writing during the public comment period via e-mail to: Janna.Souvorova@ocfl.net or by mail to:

Housing and Community Development Division
Attn. CAPER Public Comments
525 E. South Street
Orlando, FL 32801

The CAPER is comprised of two major components – the Narrative Statements and the Financial Reports generated by the HUD Integrated Disbursement and Information System (IDIS). The Narrative Statements focus on activities and related accomplishments attained during the first year covered under the 2022-2026 Consolidated Plan. The IDIS reports provide the financial data and disbursement information for all Consolidated Plan grants for the fiscal year 2022-2023. Additionally, this CAPER includes the latest ESG-CV report from the SAGE HMIS (Homeless Management Information System) Reporting Repository, where data on persons served with ESG and ESG-CV funds is uploaded by the providers.

The financial data and most of the programmatic data are collected through the IDIS system and reported to HUD in the narratives and tables included in this document. Orange County will submit the final version of the CAPER, including public comments, to HUD, on or before December 30, 2023, after the public comment period has ended.

A. Community Development Block Grant (CDBG) Summary

The Community Development Block Grant (CDBG) Program is designed to address the needs of low to moderate-income residents, prevent or eliminate slums or blight, and address urgent community needs. Orange County received a CDBG allocation of \$7,278,950 for the fiscal year 2022-2023, of which \$1,250,000 was allocated for capital improvement projects, \$3,556,444 to housing projects, \$1,016,716 to public services, with the remainder of the funds allocated to general administration of the grant and fair housing activities. CDBG expenditures in FY 2022-2023 totaled \$11,077,263, including expenditures reprogrammed from previous years' projects.

CDBG projects and activities funded and reported in the 2022-2023 CAPER include multi-year capital improvement and infrastructure projects, public service activities, housing activities, and administration. The number of persons assisted by all CDBG activities represents the total number of persons served by a capital improvement project, or for whom services and facilities were made available or accessible through all CDBG activities. Apart from General Administration, one hundred percent (100%) of the activities implemented and funded from the CDBG program benefited persons who were low- to moderate-income individuals and families.

FY 2022-2023: CDBG Expenditures by Activities

Type of CDBG Activity	Funded Amount	Drawn Amount*	% of CDBG Grant Drawn
Housing Rehabilitation	\$1,418,700	\$2,358,610.50	
Infrastructure Improvements for Housing Construction	\$1,000,000	\$0	
Rental Housing Rehabilitation	\$710,705	\$1,079,870.87	
Housing Rehabilitation Administration	\$427,039	\$347,692.72	
Lead Based Paint Hazard Program	0	\$5,455.76	
Housing Subtotal	\$3,556,444	\$3,791,629.85	58.68%
Public Facilities and Improvements	\$1,250,000	\$484,868.49	7.50%
Public Services	\$1,016,716	\$919,525.98	14.23%
General Administration and Planning	\$1,455,790	\$1,265,882.01	19.59%
TOTAL	\$7,278,950	\$6,461,906.33	100%

Source: PR-26 CDBG Activity Summary for Program Year 2022 and PR-50 CDBG Expenditure Report, retrieved from IDIS on November 30, 2023.

*Note: Includes expenditures from prior years' projects.

Public Service Activities

Public services funded under CDBG included, but not limited to, shelter for victims of domestic violence and their families, subsidized childcare for working low-income families, mental health and substance abuse services for homeless and low-income persons, identification services, case management for low-income families experiencing a financial crisis, employment training and placement services for individuals with disabilities, and meal delivery service for low income seniors with disabilities.

The total amount disbursed for public services was \$919,525.98 which includes payments made through November of 2023 for the grant year that ended September 30, 2023. The total amount obligated for public services represents close to 14% of the total grant amount. Approximately 2,313 low to moderate-income and homeless individuals were assisted with CDBG public services in FY 2022-2023.

CDBG Housing Activities

Housing activities funded under CDBG included housing rehabilitation services, rental housing rehabilitation, and housing administration. The total funding allocated for CDBG housing activities in FY 2022-2023 was \$3,556,444, and \$3,791,629.85 was drawn to date, to include expenditures from prior years' projects. In addition to CDBG-funded activities, housing rehabilitation staff also oversee homeowners' rehabilitation activities paid for by other funding sources, including those funded under the HOME, State Housing Initiatives Partnership (SHIP), Local Affordable Housing Trust Fund and Tangelo Park CRA programs. In the 2022-2023 fiscal year, 79 homeowners benefitted from minor and major repairs, as well as relocation allowance, conducted as part of the Homeowner Housing Rehabilitation Program administered by County staff. Additionally, although not funded in FY 2022-2023 Action Plan, a total of \$5,455.76 in prior year's funds was spent on the Lead Based Paint Hazard Program, which includes such activities as testing and abatement. More specifically, sixteen (16) homes constructed before 1978 were tested for lead-based paint, and approximately over \$30,000 was spent in lead abatement (6 completed) as part of the housing rehabilitation costs.

There were two rental housing rehabilitation projects approved in FY 2022-2023 Action Plan, but both are still on-going. One housing project funded with prior year's funds was completed. Catholic Charities of Central Florida, Inc. was awarded \$344,480 in FY 2021-2022 funds to cover Phase III of rehabilitation activities on the Monsignor Bishop Manor apartment complex, which provides a total of 143 units of affordable rental housing to low-to moderate-income individuals and families. As part of the projects, windows and sliding doors were replaced on 47 units.

Finally, in FY 2022-2023, Orange County awarded a total of \$578,700 to Habitat for Humanity of Greater Orlando and Osceola County, Inc. for a Roof Replacement Program

to replace deteriorating roofs on homes owned by very low- and low-income households. A total of 32 homes were serviced by the program during the reporting period.

CDBG Capital Projects

One capital improvement project funded with prior year's funds was completed in 2022-2023 program year. The city of Winter Park was awarded \$125,000 in FY 2021-2022 CDBG funds for a Denning Drive Digital Inclusion Project. The project consisted of infrastructure improvements aimed at providing free Wi-Fi in a low-moderate income area, along and around a mixed-use path along Denning Dr., between Webster Ave. and Orange Ave., and Martin Luther King Jr. park. The project was completed under budget.

CDBG General Administration and Planning

Other activities under the CDBG program included general administration in the amount of \$1,455,790 which is subject to the 20% administration cap. A total of \$10,000 in administration funds was designated for fair housing activities. Overall, a total of \$1,265,882.01 in CDBG general administration funds was expended in FY 2022-2023, to include \$3,360 spent on various fair housing activities.

During FY 2022-2023, Orange County Housing and Community Development Division engaged in several community events to promote and advance fair housing. These activities were undertaken in collaboration with Orange County Division of Tenant services, non-profit organizations, community leaders and residents. The informational materials provided included fair housing discrimination, as well as affordable housing and homelessness programs available to residents of Orange County. In compliance with the County's language access plan all materials were provided in Spanish and English. Furthermore, the County completed a full update to the Analysis of Impediments to Fair Housing Choice document for the 2022-2026 consolidated plan. The update included extensive consultations with community partners, advocacy groups, and internal and external stakeholders.

CDBG Program Income

According to the IDIS PR-26 report, \$168,685.78 in program income was reported for CDBG activities in FY 2022-2023.

B. Emergency Solutions Grant (ESG) Summary

In FY 2022-2023, the Emergency Solutions Grant (ESG) provided \$638,241 in funding for activities that included homeless emergency shelter operations (including shelter for victims of domestic violence and their children), homelessness prevention, rapid re-housing, and stabilization services. The ESG program serves homeless individuals and families or those at risk of becoming homeless with incomes up to 30% of the Area's Median Income (AMI). It should be noted that, under the ESG program, income eligibility is based on the HUD income limits in effect at the time of income verification.

Shelter operation activities funded under the ESG program include essential services for homeless individuals and families. The shelter operation activity was funded in the amount of \$382,900, just under 60% of the total ESG allocation for FY 2022-2023, with services being implemented by the following agencies: Coalition for the Homeless of Central Florida, Inc., Covenant House Florida, Inc., Family Promise of Greater Orlando, Inc., Harbor House of Central Florida, Inc. (shelter for victims of domestic violence and their children), and The Salvation Army. A total of 2,128 homeless individuals, including adults and children, were assisted with shelter and related services over the fiscal year.

In FY 2022-2023 One-Year Action Plan, Family Promise of Greater Orlando, Inc. was also awarded \$80,000 in ESG funds to implement the homelessness prevention program. During the fiscal year, the agency assisted 42 households (135 individuals) with homelessness prevention services, to include short- and medium-term rental assistance and stabilization, financial assistance, as well as housing stability case management.

Catholic Charities of Central Florida, Inc. was awarded \$138,000 to provide rapid re-housing services to qualified individuals and families. The agency collaborates with Homeless Services Network of Central Florida, Inc., the lead CoC agency, on the provision of rapid re-housing services to individuals and families in need. In the 2022-2023 grant year, Catholic Charities experienced a delay in implementation of the program and no individuals have been served to date (subrecipient agreement with the agency was extended to June 30, 2024).

Additionally, a total of \$20,000 was awarded to Homeless Services Network of Central Florida, Inc., the lead agency for the local Continuum of care, for administration and management of the Homeless Management Information System (HMIS), with \$5,000 awarded from FY 2022-2023 funds, and \$15,000 from FY 2021-2022 funds. The remainder of FY 2022-2023 ESG funds, just over 5%, was used for administration of the ESG program, to include invoicing and monitoring of subrecipients for compliance.

The table below outlines ESG expenditures by activities funded.

FY 2022-2023: ESG Program Expenditures by Activity

Activity Type	Funded Amount	Drawn Amount	% of ESG Grant Drawn
Shelter	\$382,900	\$333,734.81	52.29%
Rapid Re-Housing	\$138,000	\$0	0%
Homeless Prevention	\$80,000	\$31,355.60	4.91%
Data Collection (HMIS)	\$5,000	\$0	0%
Administration	\$32,341	\$32,341.00	5.07%
Funds Remaining to Draw	-	\$240,809.59	37.73%
TOTAL	\$638,241	\$638,241.00	100%

Source: PR91 – ESG Financial Summary, retrieved from IDIS on November 30, 2023.

The County used \$70,000 in general revenue funds for 9 units of bridge housing located on the Coalition for the Homeless of Central Florida, Inc.'s campus. Orange County also provided \$564,168 in funding to Grand Avenue Economic Community Development Corp. for 40 permanent supportive housing units at the Maxwell Terrace complex, \$865,050 in funding to Aspire Health Partners, Inc. for 30 units of transitional housing, and \$2,078,000 in funding to Homeless Services Network of Central Florida, Inc. to annually offer permanent supportive housing for 260 households.

The County remains one of the largest funders of homeless services in the region. Besides funding bridge housing, transitional housing, and permanent supportive housing units, the County allocates \$1.55M in general revenue funds annually for rapid re-housing of homeless families (114 households served annually), and \$872,000 for the Diversion Program implemented by the Coalition for the Homeless of Central Florida, Inc. which serves over 1,000 individuals annually. Additionally, the County contributes \$160,000 annually to cover operational expenses at the Samaritan Resource Center, a daily drop-in center for homeless individuals located in East Orange County.

Finally, the County continues to fund the rapid re-housing program implemented by Coalition for the Homeless of Central Florida, Inc. The agency's contract was recently renewed for another two years, with \$1,000,000 in SHIP dollars allocated. In FY 2022-2023, a total of 85 households received assistance through the program.

C. CDBG-CV and ESG-CV Summary

Since 2020, Orange County has received a total of \$12,303,808 in CDBG-CV (CDBG-CV1 and CDBG-CV3) and \$7,040,661 in ESG-CV (ESG-CV1 and ESG-CV2) funds for COVID-19 related projects and activities. The County processed several amendments to the FY 2019-2020 One-Year Action Plan to incorporate the funds and allocate them to activities aimed at preparing for, preventing, and responding to the COVID-19 pandemic.

Accomplishments for activities implemented with ESG-CV1 and CDBG-CV1 dollars were reported in FY 2020-2021 and FY 2021-2022 CAPER documents. The following projects and activities were approved under the CDBG-CV3 program during the third round of allocations. To date, the County has expended most of the ESG-CV funds awarded, not including some administrative expenditures related to the grant closeout and on-going payments for services provided through the end of FY 2022-2023. Orange County has also expended the majority of CDBG-CV funds (over 80%), with one public service activity and several capital projects still underway.

The majority of CDBG-CV funded public services ended during FY 2021-2022. Only two additional activities were funded – both related to the provision of housing-related legal services and counseling. In FY 2022-2023, Legal Aid Society of Orange County Bar Association, Inc. provided foreclosure mitigation services to 262 individuals. Community Legal Service of Mid-Florida, Inc. continues to offer legal services and legal clinics to individuals affected by the pandemic. The subrecipient agreement with the agency ends on March 31, 2024.

The table below provides a status update on the capital projects funded with CDBG-CV dollars.

CDBG-CV3: Summary of Capital & Housing Projects and Public Services Activities

Approved Projects and Activities	Project Status
Grand Avenue Economic Community Development Corp. (Maxwell Health & Wellness Center – acquisition of a retail/warehouse space to be used to offer comprehensive primary and preventive care services to extremely low-, low- and moderate-income individuals)	Acquisition is complete
Catholic Charities of Central Florida, Inc. (expansion of a food pantry facility to increase the service capacity)	Project is in the design phase
Grand Avenue Economic Community Development Corp. (improvements at the Pathways Drop-In Center facility to accommodate social distancing and maintain the level of service)	General contractor has been selected; construction is yet to start
Primrose Center, Inc. (renovations on the on-campus facility, The Little House, to make it into a medical center for individuals with disabilities receiving services at the agency's facilities.	Project is on-going; anticipated completion – early 2024
The Salvation Army – ESG-CV and CDBG-CV funds (improvements and modernization of an emergency shelter facility for women and children)	Project is on-going/ under construction

United Against Poverty, Inc. (improvements to the food storage area to better accommodate an increased volume of food assistance)	Project is on-going; anticipated completion – early 2024
United Cerebral Palsy of Central Florida, Inc. (installation of a modular on the agency's main campus to accommodate social distancing)	Project cancelled by the agency due to increases in construction costs

Source: Orange County Housing and Community Development Division, November 2023

Under the ESG-CV2 program, the following projects and activities were funded in FY 2019-2020 One-Year Action Plan to prepare for, prevent and respond to the COVID-19 pandemic. The County executed most of the project administration subrecipient agreements for homeless services under ESG-CV2 in 2021, with some agreements that continued/ were extended into the 2022-2023 fiscal year.

- **Shelter operations** – Orange County provided ESG-CV dollars to help address changes in operations and additional expenditures due to COVID-19 at existing homeless shelter facilities. Two agencies continued to provide services funded with ESG-CV dollars in FY 2022-2023: Coalition for the Homeless of Central Florida, Inc. (agreement was extended to December 31, 2023) and Homeless Services Network of Central Florida, Inc. (non-congregate shelter; agreement ended on August 31, 2023)
- **Street outreach** – SALT Outreach, Inc. was awarded funds to provide engagement and outreach to unsheltered individuals affected by the COVID-19 pandemic. The agency's agreement ended on June 30, 2023.
- **Homelessness prevention services** – The County funded Coalition for the Homeless of Central Florida, Inc. to provide homelessness prevention services, to include financial assistance and case management, to eligible households who were at risk of becoming homeless due to COVID-19. The agency's agreement was extended to December 31, 2023.
- **Rapid re-housing and stabilization services** – Homeless Services Network of Central Florida, Inc. received ESG-CV dollars to provide rapid re-housing assistance for eligible individuals and families who have recently become homeless as a result of the COVID-19 pandemic. The agency's agreement ended on July 31, 2023.

The table below shows a breakdown of approved activities and the number of individuals/households served in each category through the end of the 2022-2023 program year.

ESG-CV2: Summary of Homeless Activities

Approved Projects and Activities	Number of Beneficiaries
<i>Shelter operations</i> – provision of emergency shelter to homeless men, women and children during the COVID-19 pandemic	546
<i>Street outreach</i> – provision of street outreach and engagement services to unsheltered individuals affected by the pandemic.	84
<i>Homelessness prevention services</i> – provision of homelessness prevention services to qualified individuals and households whose housing stability has been affected by the COVID-19 pandemic	17
<i>Rapid re-housing services</i> – provision of rental and financial assistance and eligible homeless individual and households to aid them in being housed during COVID-19	109 persons (40 households)
Total – homeless services	756 persons

Source: Orange County Housing and Community Development Division, November 2023

*Note: Due to changed HUD reporting requirements, emergency shelters funded with federal dollars must report total number of individuals served with all funds (not just Orange County ESG-CV2)

ESG-CV funds are subject to quarterly reporting requirements imposed by HUD, which include programmatic reporting and submittal of financial information related to the timely expenditure of funds. Such reporting is done through the HUD Sage HMIS Reporting Repository. Additional information on the persons served can be found in the HUD ESG-CV CAPER/13th Quarter Reporting and Cumulative Reporting (7/1/2023 to 9/30/2023), which is attached.

D. HOME Investment Partnerships Program Summary

Orange County received \$3,145,072 in HOME funds for the fiscal year 2022-2023. The HOME program requires a 25% match of the total grant amount minus administration, or a minimum of \$786,268. The State SHIP funds are generally used to provide the required match for the HOME program.

To date, activities funded under HOME in FY 2022-2023 totaled \$1,366,988, to include funding from previous years. HOME funds were primarily used for the tenant based rental assistance (TBRA) program. Under the TBRA program, rental subsidies were provided to 193 seniors and/or persons with disabilities, to include one formally homeless individual. No HOME funds were expended in FY 2022-2023 on homeowner rehabilitation and/or rental housing rehabilitation.

The Homeowner Rehabilitation Program, administered by the Orange County Housing and Community Development Division, utilizes CDBG, HOME, State SHIP dollars, local Affordable Housing Trust Fund and Tangelo Park CRA dollars to provide rehabilitation services to low-income homeowners. In FY 2022-2023, the County spent a total of \$4,750,086.98 from various funding sources (including CDBG and SHIP funds) to provide minor and major home repairs to 79 qualified homeowners. No HOME funds were encumbered by the Program.

The HOME program requires that jurisdictions commit a minimum of 15% of their HOME funds to projects conducted in collaboration with Community Housing Development Organizations (CHDOs). Jurisdictions have up to 24 months to commit funds to CHDO projects. The County has previously partnered with Central Florida HANDS, a certified CHDO, to construct an affordable home on a county-owned lot with FY 2017 HOME funds. The construction and project completion deadline were extended to November of 2022. Another extension was requested in 2022 due to unforeseen delays associated with the pandemic; however, the project was never completed. Orange County did not award new funds to CHDO projects in FY 2022-2023 but plans to increase its CHDO activity.

FY 2022-2023: HOME Program Expenditures by Activity

Activity Type	Disbursed Amount	Units Completed	Units Occupied
Rentals	\$0	0	0
TBRA Families	\$1,349,132	193	193
Existing Homeowners	\$17,856	1	1
TOTAL	\$1,366,988	194	194

Source: HOME Summary of Accomplishments for Program Year 2022, retrieved from IDIS on November 30, 2023, and Housing and Community Development Division reporting.

E. Other Grants Administered Summary

Other federal programs administered by the Orange County Housing and Community Development Division include two awards under the Neighborhood Stabilization Program (NSP-1 and NSP-3), the Section 8 Housing Choice Voucher Program, Mainstream Voucher Program, Emergency Rental Assistance Vouchers Program, the Shelter Plus Care (SPC) Program, additional COVID-19 rental assistance funds, and several programs addressing affordable housing needs. Furthermore, Orange County was awarded \$10,554,916 in HOME funds under the American Rescue Plan (HOME-ARP) to address additional needs for homelessness assistance and supportive services that emerged as a result of the COVID-19 pandemic. Combined, these programs aid in addressing housing priorities identified in the Consolidated Plan, as well as housing needs associated with the COVID-19 pandemic.

Neighborhood Stabilization Program (NSP)

The NSP Program was created by the Housing and Economic Recovery Act of 2008 to allow for acquisition, demolition, rehabilitation, and resale activities to stabilize neighborhoods highly impacted by housing foreclosures. The County is currently closing out the NSP Program, and no additional foreclosed properties are being purchased after NSP 1 and 3. The unspent entitlement funds and any program income are to be transferred to the CDBG program prior to the NSP program close-out.

Rental Assistance Programs

Orange County's Section 8 Housing Choice Voucher Program administers rental housing subsidies for low-income households. In FY 2022-2023, rental subsidies were provided to approximately 1,282 households, with an additional 643 out-of-state vouchers serviced during this fiscal year, for a total of 1,925 vouchers serviced. Additionally, 65 veterans received subsidies under the Veterans Administration Supportive Housing (VASH) program. Orange County, through a partnership with a local CoC, also administers the Shelter Plus Care (SPC) program that provides rental subsidies to chronically homeless individuals with disabilities. A total of 64 clients were assisted in FY 2022-2023 under this program.

The County has recently received funds as part of the Mainstream Voucher Program. The mainstream housing vouchers are targeted for non-elderly, head or co-head of households with disabilities who are at risk of homelessness or were previously homeless. All 64 vouchers allocated to the county have been leased to date. Finally, the County also recently received 66 emergency rental assistance vouchers for homeless households. All vouchers have been utilized to date by eligible individuals, including homeless youth ages 18-24, and persons fleeing domestic violence and human trafficking.

HOME-ARP Funds

Orange County was awarded \$10,554,916 in HOME funds under the American Rescue Plan (HOME-ARP) to address additional needs for homelessness assistance and supportive services that emerged as a result of the COVID-19 pandemic. Eligible activities under HOME-ARP include the development and support of affordable housing, tenant-based rental assistance, provision of supportive services, and acquisition and development of non-congregate shelter units. Qualifying populations for HOME-ARP are those defined as: homeless; at-risk of homelessness; fleeing/attempting to flee domestic violence, dating violence, sexual assault, stalking, or human trafficking; and other populations where assistance would either prevent the individual or family's homelessness, or serve those with the greatest risk of housing instability, such as extremely low-income households that are severely rent-burdened. Families that include a veteran family member who meets one of these qualifying population criteria are also eligible to receive HOME-ARP assistance.

The HOME-ARP Allocation Plan was adopted as an amendment to the 2021-2022 Annual Action Plan and approved by HUD in April of 2023. The Allocation Plan budgeted \$1,000,000 for supporting services, \$5,000,000 for Tenant-Based Rental Assistance (TBRA), and \$3,000,000 for development of affordable housing to serve qualifying population groups. Implementation of programs funded with HOME-ARP dollars is in its beginning stages.

Affordable Housing – SHIP and Tax Credit Projects

The CAPER also reports on state and local contributions to affordable housing in Orange County. The most important local revenue source is the SHIP program that is utilized as a HOME Program match and for housing rehabilitation, affordable rental housing development, housing counseling and affordable homeownership activities. In FY 2022-2023, the County committed to providing \$610,000 as a local contribution to one tax credit project, *Cardinal Point* by Birdsong Housing Partners, using the local government area of opportunity (LGAO) process. This project, with an estimated total cost of \$37M, will provide 120 units of affordable housing to low-income seniors.

In FY 2022-2023, the SHIP program provided down payment assistance to a total of 231 households. Of those households served by the program, six (6) were very low-income households, seventy-two (72) were low-income households, and 153 were moderate-income households. The total amount of assistance provided to qualified households to purchase homes in FY 2022-2023 was \$7,635,007.96.

Furthermore, Orange County utilized 2 non-profit credit counseling agencies – Housing and Neighborhood Development Services (HANDS) of Central Florida and Housing and Education Alliance to provide pre-purchase counseling and homebuyer education through the SHIP program to approximately 1,343 individuals.

Another program funded with SHIP funds is the Impact Fee Subsidy Program. This program provides impact fee subsidies on certified affordable housing units – single-family/owner-occupied and rental units – to incentivize construction of affordable housing. There were eleven (11) impact subsidies totaling \$103,395 in SHIP funds provided for construction of owner-occupied single-family homes.

Affordable Housing Projects – General Revenue and Affordable Housing Trust Fund

Regarding locally funded affordable housing projects and activities, Orange County Housing and Community Development Division has moved forward on several initiatives related to the Affordable Housing Trust Fund.

Through its Surplus Lot Program, the County conveyed 27 properties to six non-profit agencies that will construct up to 37 new, affordable “starter homes”. To date, 8 homes were completed (7 in FY 2022-2023, and 1 in October of 2023); 1 under construction, and 14 properties undergoing the development process. During FY 2022-2023, the County vetted additional surplus properties for their suitability for affordable housing. As a result, the Board of County Commissioners issued a resolution in December of 2022 providing another 20 properties for this affordable housing construction program. Five (5) additional properties were added to the list in October of 2023 as a result of the Live Local Act requirements. The second Request for Applications for this program is expected to go out to nonprofit partners in January of 2024. All income-eligible homebuyers of these homes can also qualify for down payment assistance through Orange County’s SHIP program.

To incentivize affordable homeownership opportunities, Orange County provided a total of \$1,500,000 to the Hannibal Square Community Land Trust for the construction of the *Cornerstone on Sixth*, a 24-unit affordable townhome community in Apopka. This funding came from the Housing Trust Fund (\$750,000) and program income from the Hurricane Housing Recovery Program (\$750,000). The project is currently under construction, with an anticipated completion date of late 2024.

Based on a Request for Proposals for Multi-Family Affordable Housing Development (RFP Y21-1046), the Orange County Board of County Commissioners approved the selection of four multifamily projects on September 14, 2021, that combined will produce a total of 633 affordable units. To date, Orange County executed three out of four agreements, with one project already under construction. The County issued another large RFP for \$16M, with funding from HTF and SHIP, on July 5, 2022. The RFP resulted in funding being awarded to two projects, *Catchlight Crossings* and *The Mira*, which, combined, are anticipated to produce another 460 units of affordable housing. The County anticipates releasing its 3rd RFP in January-February of 2024 to award close to \$21M in Trust Fund dollars for production of new affordable housing units.

The next table outlines the four main goals identified in Orange County's 2022-2026 Consolidated Plan, primary funding sources, outcome indicators for each of the objectives, and accomplishments made to date.

Table 1: 2022-2026 Consolidated Plan Goals, Objectives and Activities – Summary of Accomplishments

Consolidated Plan Goal 1: Transform low to moderate-income communities into resilient communities					
Consolidated Plan Objective	Action Plan Activities FY 2022-2023	Sources of Funds* FY 2022-2023	Performance Indicators	Expected Five Year Total	Actual Number Served FY 2022-2023
1.1. Provision of capital improvements and infrastructure improvements to enhance community safety and livability and to increase accessibility for persons with disabilities	Rehabilitation and/or construction of public facilities	CDBG	Public facility or infrastructure activity other than LMI housing benefit (persons)	39,825	FY 2022 – 2,403
1.2. Support for services offered by nonprofit organizations, to include services that help increase housing stability and self-sufficiency	Case management and crisis intervention	CDBG SHIP	Public service activities other than LMI housing benefit	7,040	FY 2022 – 1,027 (Aspire, Boys & Girls, Embrace, Grand Avenue, HCCH, IDignity, IMPOWER, JUMP, Jewish Family)
	Services for homeless		Public service activities for LMI housing benefit	10,000	FY 2022 – 1,343 (Pre-purchase education – 2 agencies)
1.3. Provision of job training and placement	Services for persons with severe disabilities				
	Self-sufficiency skills training				
1.4. Meeting special needs of vulnerable populations such as children, the elderly, and persons with disabilities	Pre-purchase education and counseling				
	Increased access for persons with disabilities	CDBG	Public service activities other than LMI housing benefit	200	FY 2022 – 1,286 (CIL, 4Cs, Harbor House, Life Concepts, Lighthouse, Primrose, seniors First)
1.3. Provision of job training and placement	Job training and placement		Jobs created/retained	2,500	FY 2022 – 123 (CDBG/Primrose, CIL, First Step and Embrace Families)
	Construction jobs			100	FY 2022 – 0
	Services for persons with severe disabilities		Public facility rehabilitated/constructed	40	FY 2022 – 0
	Childcare assistance				
	Special needs housing added				

* Sources of funds may include non-federal resources, such as Orange County's Citizens Review Panel (CRP) funding and other programs from Orange County's general revenue sources, other state and local sources.

Table 1: 2022-2026 Consolidated Plan Goals, Objectives and Activities – Summary of Accomplishments (cont.)

Consolidated Plan Goal 2: Expand and preserve housing affordability, safety, and stability for low to moderate-income households and vulnerable populations					
Consolidated Plan Objective	Action Plan Activities FY 2022-2023	Sources of Funds* FY 2022-2023	Performance Indicators	Expected Five Year Total	Actual Number Served FY 2022-2023
2.1. Rehabilitation of rental and homeownership housing to benefit extremely low, low, and moderate-income households	Multi-unit rental housing rehabilitation	CDBG <i>General Revenue</i> HOME SHIP	Rental units rehabilitated	745	FY 2022 – 47 (Monsignor Bishop)
	Homeowners' single-family rehabilitation		Homeowner housing rehabilitated	700	FY 2022 – 111 (Homeowner Rehab and Habitat for Humanity)
2.2. Creation of new affordable housing units for rent and homeownership	Homeowners' single-family construction	<i>General Revenue</i> SHIP HOME	Homeowner housing added	200	FY 2022 – 18 (Housing Trust Fund/Surplus Lot Program and impact fee subsidies)
	Multi-unit rental housing construction		Rental units added	2,500	FY 2022 – 0
	Financial incentives for first time home buyers (down payment and closing costs)		Direct financial assistance to homebuyers (individuals)	750	FY 2022 – 231 (DPA)
2.3. Provision of tenant-based rental assistance and other rental subsidies	Rental assistance subsidies	HOME	Tenant Based Rental Assistance	1,000	FY 2022 – 193 (HOME TBRA)
2.4. Using CHDO funds to support development of new housing and rehabilitation of existing affordable housing units	Multi-unit rental housing rehabilitation/construction	All	Rental units rehabilitated/added	0	FY 2022 – 0
	Homeowners single-family rehabilitation/construction		Homeowner housing rehabilitated/added	0	FY 2022 – 0

* Sources of funds may include non-federal resources, such as Orange County's Citizens Review Panel (CRP) funding and other programs from Orange County's general revenue sources, other state and local sources.

Table 1: 2022-2026 Consolidated Plan Goals, Objectives, and Activities – Summary of Accomplishments (cont.)

Consolidated Plan Goal 3: Work in collaboration with local government agencies, nonprofit organizations, and industry partners to eradicate and prevent homelessness					
Consolidated Plan Objective	Action Plan Activities FY 2022-2023	Sources of Funds* FY 2022-2023	Performance Indicators	Expected Five Year Total	Actual Number Served FY 2022-2023
3.1. Provision of housing and services for residents experiencing homelessness and those at risk of becoming homeless	Rental assistance subsidies for homeless households	HOME HOME-ARP HUD-VASH Shelter Plus Care	Public service activities for LMI housing benefit	1,000	FY 2022 – 129 (HUD-VASH & S+C)
	Housing for homeless households		Rental units added	0	FY 2022 – 110 (Mainstream and Emergency Vouchers)
3.2. Support for homelessness prevention, case management, wraparound services, and rapid re-housing	Homelessness prevention services	ESG	Homelessness prevention (households)	125	FY 2022 – 42 (ESG/Family Promise)
	Rapid re-housing and stabilization services	SHIP	Rapid Re-housing (households)	50	FY 2022 – 199 (SHIP and General Revenue/Coalition for the Homeless)
3.3. Availability of emergency shelter facilities for homeless individuals and families	Support for operations and essential services of homeless facilities	ESG <i>General Revenue</i> HOME-ARP	Homeless persons overnight shelter	5,760	FY 2022 – 2,128 (ESG shelters)
	Shelter beds		Shelter beds added	0	FY 2022 – 0
3.3. Provision of Homeless Management Information System (HMIS) support	Homeless Management Information System (HMIS)	ESG	HMIS Training (agencies assisted)	25	FY 2022 – 6 (ESG-funded agencies)
3.5. Street outreach for unsheltered individuals and families	Street outreach	ESG	Homeless persons served	200	FY 2022 – 0

* Sources of funds may include non-federal resources, such as Orange County's Citizens Review Panel (CRP) funding and other programs from Orange County's general revenue sources, other state and local sources.

Table 1: 2022-2026 Consolidated Plan Goals, Objectives, and Activities – Summary of Accomplishments (cont.)

Consolidated Plan Goal 4: Program administration					
Consolidated Plan Objective	Action Plan Activities FY 2022-2023	Sources of Funds* FY 2022-2023	Performance Indicators	Expected Five Year Total	Actual Number Served FY 2022-2023
4.1. Provision of services to County residents and housing providers to advance fair housing	Fair housing education Training of subrecipients Technical assistance Conciliation, referral and follow-up	CDBG	Fair housing training and technical assistance (persons)	500	FY 2022 – 100

PUBLIC NOTICE

NOTICE OF PUBLIC HEARING AND PUBLIC COMMENT PERIOD TO ALL INTERESTED ORGANIZATIONS, AGENCIES AND PERSONS

ORANGE COUNTY HOUSING AND COMMUNITY DEVELOPMENT DIVISION CONSOLIDATED ANNUAL PERFORMANCE AND EVALUATION REPORT

For Fiscal Year 2022-2023

**Funding Opportunity Number: B22UC120003; M22UC120213; E22UC120003;
B20UW120003; E20UW120003**

The Orange County Housing and Community Development Division will submit the 2022-2023 Consolidated Annual Performance and Evaluation Report (CAPER) to the United States Department of Housing and Urban Development (HUD) on or about December 30, 2023. The CAPER is an annual report of the projects and activities implemented with Community Development Block Grant (CDBG), HOME Investment Partnerships Program (HOME), Emergency Solutions Grant (ESG) and other federally funded programs administered by Orange County's Housing and Community Development Division during Fiscal Year that started on October 1, 2022, and ended on September 30, 2023. Additionally, the 2022-2023 CAPER reports on projects and activities related to prevention, preparation for, and response to the coronavirus pandemic, which were implemented during Fiscal Year 2022-2023 with CDBG-CV and ESG-CV funds authorized by the Coronavirus Aid, Relief, and Economic Security Act (CARES Act).

The draft CAPER will be available for review by the public from Monday December 4, 2023, through Monday, December 18, 2023, at the following link:

<http://www.ocfl.net/NeighborsHousing/CommunityDevelopment.aspx>. The draft document will also be available for review at the following locations: Orlando Public Library main branch, Community Relations Department, Third Floor, located at 101 East Central Boulevard, Orlando, Florida 32801; and at the Orange County Housing and Community Development Division's office located at 525 East South Street, Orlando, FL 32801.

A public hearing to receive citizen input on the CAPER will be conducted on Wednesday, December 13, 2023, at 6:00 p.m. at the Internal Operations Center, Largo Training Room, First Floor, located at 450 E. South Street, Orlando, Florida 32801. Comments about the CAPER may be submitted in writing during the public comment period via email to the attention of Janna Souvorova at Janna.Souvorova@ocfl.net, or by mail to:

Housing and Community Development Division
Attn: CAPER Public Comments
525 E. South Street, Orlando, Florida 32801

For more information or questions concerning the CAPER, please contact the Orange County Housing and Community Development Division at (407) 836-0963, or via e-mail to Janna.Souvorova@ocfl.net.

Section 286.0105, Florida Statutes states that if a person decides to appeal any decision made by a board, agency, or commission with respect to any matter considered at a meeting or hearing, he or she will need a record of the proceedings, and that, for such purpose, he may need to ensure that a verbatim record of the proceedings is made, which record includes the testimony and evidence upon which the appeal is to be based.

In accordance with the Americans with Disabilities Act (ADA), if any person with a disability as defined by the ADA needs special accommodation to participate in this proceeding, then not later than two business days prior to the proceeding, he or she should contact the Housing and Community Development Division at (407) 836-5150.

Para mayor información en español, por favor llame al (407) 836-3111.
Pou plis enfòmasyon an Kreyòl, souple rele (407) 836-3111.



**PUBLIC NOTICE
NOTICE OF PUBLIC HEARING
AND PUBLIC COMMENT
PERIOD TO ALL INTERESTED
ORGANIZATIONS, AGENCIES
AND PERSONS**

**ORANGE COUNTY HOUSING AND COMMUNITY
DEVELOPMENT DIVISION CONSOLIDATED ANNUAL
PERFORMANCE AND EVALUATION REPORT**

For Fiscal Year 2022-2023

**Funding Opportunity Number: B22UC120003; M22UC120213;
E22UC120003; B20UW120003; E20UW120003**

The Orange County Housing and Community Development Division will submit the 2022-2023 Consolidated Annual Performance and Evaluation Report (CAPER) to the United States Department of Housing and Urban Development (HUD) on or about December 30, 2023. The CAPER is an annual report of the projects and activities implemented with Community Development Block Grant (CDBG), HOME Investment Partnerships Program (HOME), Emergency Solutions Grant (ESG) and other federally funded programs administered by Orange County's Housing and Community Development Division during Fiscal Year that started on October 1, 2022, and ended on September 30, 2023. Additionally, the 2022-2023 CAPER reports on projects and activities related to prevention, preparation for, and response to the coronavirus pandemic, which were implemented during Fiscal Year 2022-2023 with CDBG-CV and ESG-CV funds authorized by the Coronavirus Aid, Relief, and Economic Security Act (CARES Act).

The draft CAPER will be available for review by the public from Monday December 4, 2023, through Monday, December 18, 2023, at the following link: <http://www.ocfl.net/NeighborsHousing/CommunityDevelopment.aspx>. The draft document will also be available for review at the following locations: Orlando Public Library main branch, Community Relations Department, Third Floor, located at 101 East Central Boulevard, Orlando, Florida 32801; and at the Orange County Housing and Community Development Division's office located at 525 East South Street, Orlando, FL 32801.

A public hearing to receive citizen input on the CAPER will be conducted on Wednesday, December 13, 2023, at 6:00 p.m. at the Internal Operations Center, Largo Training Room, First Floor, located at 450 E. South Street, Orlando, Florida 32801. Comments about the CAPER may be submitted in writing during the public comment period via email to the attention of Janna Souvorova at Janna.Souvorova@ocfl.net, or by mail to:

Housing and Community Development Division
Attn: CAPER Public Comments
525 E. South Street, Orlando, Florida 32801

For more information or questions concerning the CAPER, please contact the Orange County Housing and Community Development Division at (407) 836-0963, or via e-mail to Janna.Souvorova@ocfl.net.

Section 286.0105, Florida Statutes states that if a person decides to appeal any decision made by a board, agency, or commission with respect to any matter considered at a meeting or hearing, he or she will need a record of the proceedings, and that, for such purpose, he may need to ensure that a verbatim record of the proceedings is made, which record includes the testimony and evidence upon which the appeal is to be based.

In accordance with the Americans with Disabilities Act (ADA), if any person with a disability as defined by the ADA needs special accommodation to participate in this proceeding, then not later than two business days prior to the proceeding, he or she should contact the Housing and Community Development Division at (407) 836-5150.

Para mayor información en español, por favor llame al (407) 836-3111.
Pou pls enfòmasyon an Kreyòl, souple ale (407) 836-3111.



AVISO PÚBLICO

AVISO DE AUDIENCIA PÚBLICA Y PERÍODO DE COMENTARIOS PÚBLICOS A TODAS LAS ORGANIZACIONES INTERESADAS, AGENCIAS Y PERSONAS

**DIVISIÓN DE VIVIENDA Y DESARROLLO COMUNITARIO DEL CONDADO DE
ORANGE**

INFORME ANUAL CONSOLIDADO DE DESEMPEÑO Y EVALUACIÓN

Para el año fiscal 2022-2023

Número de Oportunidad de Financiamiento:

B22UC120003; M22UC120213; E22UC120003; B20UW120003; E20UW120003

La División de Vivienda y Desarrollo Comunitario del Condado de Orange presentará el Informe Anual Consolidado de Evaluación y Desempeño (CAPER por sus siglas en inglés) 2022-2023 al Departamento de Vivienda y Desarrollo Urbano (HUD) de los Estados Unidos aproximadamente el 30 de diciembre de 2023. El CAPER es un informe anual de los proyectos y actividades implementados con el Fondo de Subvención para el Desarrollo Comunitario (CDBG), Fondo de Subvención para Inversión y Colaboraciones de Vivienda (HOME), y el Fondo de Subvención para Soluciones de Emergencia (ESG) y otros programas subsidiados por el gobierno federal administrados por la División de Vivienda y Desarrollo Comunitario del Condado de Orange durante el año fiscal que comenzó el 1ero de octubre de 2022 y finalizó el 30 de septiembre de 2023. En adición, el CAPER 2022-2023 informará sobre proyectos y actividades relacionados con la prevención, preparación y respuesta a la pandemia de Coronavirus, implementados durante el año fiscal 2022-2023 con fondos CDBG-CV y ESG-CV, autorizados por la Ley de Ayuda y Seguridad Económica Coronavirus (Ley CARES).

El borrador de CAPER estará disponible para revisión pública desde el lunes 8 de diciembre de 2023 hasta el lunes 14 de diciembre de 2023, a través del enlace: <http://www.ocfl.net/NeighborsHousing/CommunityDevelopment.aspx>. El borrador también estará disponible en la Biblioteca Pública de Orlando, Departamento de Relaciones Comunitarias, tercer piso, en el 101 East Central Boulevard, Orlando, Florida, 32801, y en la Oficina de la División de Vivienda y Desarrollo Comunitario del Condado Orange, ubicada en el 525 East South Street, Orlando, Florida, 32801.

El miércoles 13 de diciembre de 2023 a las 6:00 p.m. se llevará a cabo una audiencia pública para recibir los comentarios de los ciudadanos sobre el CAPER en el Centro de Operaciones Internas, Largo Room, primer piso, en el 450 E. South Street, Orlando, Florida 32801. Los comentarios pueden enviarse por escrito durante el período de comentarios públicos por correo electrónico a la atención de Janna Souvorova a: Janna.Souvorova@ocfl.net, o por correo a:

Housing and Community Development Division
Attn: CAPER Public Comments
525 E. South Street, Orlando, Florida 32801

Para obtener más información o para hacer preguntas sobre el CAPER, comuníquese con la División de Vivienda y Desarrollo Comunitario del Condado de Orange al (407) 836-0963, o por correo electrónico a Janna.Souvorova@ocfl.net.

La sección 286.0105, de los Estatutos de la Florida declara que si una persona decide apelar cualquier decisión hecha por la junta, agencia o comisión con respecto a cualquier tema considerado en una reunión o audiencia, esa persona necesitará un registro de los procedimientos, y a tal fin, debe asegurar que se realice el acta literal de los procesos y que dicha acta incluya el testimonio y la prueba en la que se basa la apelación. Conforme a la Ley para Americanos con Discapacidad (ADA por sus siglas en inglés), si una persona con una discapacidad, según lo define ADA, necesita arreglos especiales para participar en este proceso, no más tarde de dos días hábiles antes del proceso, esta persona debe ponerse en contacto con la División de Vivienda y Desarrollo Comunitario al número 407-836-5150. Para más información en español, por favor llame al (407) 836-3111.



AVISO PÚBLICO

AVISO DE AUDIENCIA PÚBLICA Y PERÍODO DE COMENTARIOS PÚBLICOS A TODAS LAS ORGANIZACIONES INTERESADAS, AGENCIAS Y PERSONAS

DIVISIÓN DE VIVIENDA Y DESARROLLO COMUNITARIO DEL CONDADO DE ORANGE INFORME ANUAL CONSOLIDADO DE DESEMPEÑO Y EVALUACIÓN

Para el año fiscal 2022-2023

Número de Oportunidad de Financiamiento:

B22UC120003; M22UC120213; E22UC120003; B20UW120003; E20UW120003

La División de Vivienda y Desarrollo Comunitario del Condado de Orange presentará el Informe Anual Consolidado de Evaluación y Desempeño (CAPER por sus siglas en inglés) 2022-2023 al Departamento de Vivienda y Desarrollo Urbano (HUD) de los Estados Unidos aproximadamente el 30 de diciembre de 2023. El CAPER es un informe anual de los proyectos y actividades implementados con el Fondo de Subvención para el Desarrollo Comunitario (CDBG), Fondo de Subvención para Inversión y Colaboraciones de Vivienda (HOME), y el Fondo de Subvención para Soluciones de Emergencia (ESG) y otros programas subsidiados por el gobierno federal administrados por la División de Vivienda y Desarrollo Comunitario del Condado de Orange durante el año fiscal que comenzó el 1ero de octubre de 2022 y finalizó el 30 de septiembre de 2023. En adición, el CAPER 2022-2023 informará sobre proyectos y actividades relacionados con la prevención, preparación y respuesta a la pandemia de Coronavirus, implementados durante el año fiscal 2022-2023 con fondos CDBG-CV y ESG-CV, autorizados por la Ley de Ayuda y Seguridad Económica Coronavirus (Ley CARES).

El borrador de CAPER estará disponible para revisión pública desde el lunes 8 de diciembre de 2023 hasta el lunes 14 de diciembre de 2023, a través del enlace: <http://www.ocfl.net/NeighborsHousing/CommunityDevelopment.aspx>. El borrador también estará disponible en la Biblioteca Pública de Orlando, Departamento de Relaciones Comunitarias, tercer piso, en el 101 East Central Boulevard, Orlando, Florida, 32801, y en la Oficina de la División de Vivienda y Desarrollo Comunitario del Condado Orange, ubicada en el 525 East South Street, Orlando, Florida, 32801.

El miércoles 13 de diciembre de 2023 a las 6:00 p.m. se llevará a cabo una audiencia pública para recibir los comentarios de los ciudadanos sobre el CAPER en el Centro de Operaciones Internas, Largo Room, primer piso, en el 450 E. South Street, Orlando, Florida 32801. Los comentarios pueden enviarse por escrito durante el periodo de comentarios públicos por correo electrónico a la atención de Janna Souvorova a: Janna.Souvorova@ocfl.net, o por correo a:

Housing and Community Development Division
Attn: CAPER Public Comments
525 E. South Street, Orlando, Florida 32801

Para obtener más información o para hacer preguntas sobre el CAPER, comuníquese con la División de Vivienda y Desarrollo Comunitario del Condado de Orange al (407) 836-0963, o por correo electrónico a Janna.Souvorova@ocfl.net.

La sección 286.0105, de los Estatutos de la Florida declara que si una persona decide apelar cualquier decisión hecha por la junta, agencia o comisión con respecto a cualquier tema considerado en una reunión o audiencia, esa persona necesitará un registro de los procedimientos, y a tal fin, debe asegurar que se realice el acta literal de los procesos y que dicha acta incluya el testimonio y la prueba en la que se basa la apelación. Conforme a la Ley para Americanos con Discapacidad (ADA por sus siglas en inglés), si una persona con una discapacidad, según lo define ADA, necesita arreglos especiales para participar en este proceso, no más tarde de dos días hábiles antes del proceso, esta persona debe ponerse en contacto con la División de Vivienda y Desarrollo Comunitario al número 407-836-5150.

Para más información en español, por favor llame al (407) 836-3111.



IDIS SYSTEM REPORTS

PR23 – CDBG Summary of Accomplishments – Program Year 2022

PR23 – HOME Summary of Accomplishments – Program Year 2022

PR25 – Status of CHDO Funds by Fiscal Year

PR26 – CDBG Financial Summary Report – Program Year 2022

PR26 – CDBG-CV Financial Summary Report – Program Year 2022

PR50 – CDBG Expenditure Report

PR50 – CDBG-CV Expenditure Report

PR91 – ESG Financial Summary – Orange County, FL

PR91 – ESG-CV Financial Summary – Orange County, FL



U.S. Department of Housing and Urban Development
Office of Community Planning and Development
Integrated Disbursement and Information System
CDBG Summary of Accomplishments
Program Year: 2022

DATE: 11-30-23
TIME: 10:47
PAGE: 1

ORANGE COUNTY

Count of CDBG Activities with Disbursements by Activity Group & Matrix Code

Activity Group	Activity Category	Open Count	Open Activities Disbursed	Completed Count	Completed Activities Disbursed	Program Year Count	Total Activities Disbursed
Housing	Rehab; Single-Unit Residential (14A)	21	\$2,189,171.50	13	\$169,439.00	34	\$2,358,610.50
	Rehab; Multi-Unit Residential (14B)	3	\$1,079,870.87	1	\$0.00	4	\$1,079,870.87
	Rehabilitation Administration (14H)	2	\$347,692.72	1	\$0.00	3	\$347,692.72
	Lead-Based/Lead Hazard Test/Abate (14I)	1	\$5,455.76	1	\$0.00	2	\$5,455.76
	Total Housing	27	\$3,622,190.85	16	\$169,439.00	43	\$3,791,629.85
Public Facilities and Improvements	Homeless Facilities (not operating costs) (03C)	2	\$93,750.47	0	\$0.00	2	\$93,750.47
	Neighborhood Facilities (03E)	6	\$391,118.02	3	\$0.00	9	\$391,118.02
	Flood Drainage Improvements (03I)	0	\$0.00	1	\$0.00	1	\$0.00
	Street Improvements (03K)	1	\$0.00	0	\$0.00	1	\$0.00
	Sidewalks (03L)	1	\$0.00	0	\$0.00	1	\$0.00
	Total Public Facilities and Improvements	10	\$484,868.49	4	\$0.00	14	\$484,868.49
Public Services	Operating Costs of Homeless/AIDS Patients Programs (03T)	0	\$0.00	3	\$31,130.71	3	\$31,130.71
	Senior Services (05A)	1	\$88,955.43	1	\$7,256.86	2	\$96,212.29
	Services for Persons with Disabilities (05B)	4	\$112,340.24	5	\$27,346.83	9	\$139,687.07
	Legal Services (05C)	1	\$34,636.55	1	\$6,667.36	2	\$41,303.91
	Youth Services (05D)	1	\$26,001.09	1	\$8,242.74	2	\$34,243.83
	Substance Abuse Services (05F)	1	\$59,997.57	1	\$826.88	2	\$60,824.45
	Services for victims of domestic violence, dating violence, sexual assault or stalking (05G)	1	\$31,244.52	1	\$3,807.67	2	\$35,052.19
	Employment Training (05H)	2	\$52,194.57	3	\$30,489.60	5	\$82,684.17
	Child Care Services (05L)	2	\$157,430.73	2	\$50,879.04	4	\$208,309.77
	Health Services (05M)	1	\$53,190.34	2	\$6,510.87	3	\$59,701.21
	Mental Health Services (05O)	2	\$43,706.27	0	\$0.00	2	\$43,706.27
	Subsistence Payment (05Q)	1	\$45,349.61	1	\$2,210.95	2	\$47,560.56
	Housing Information and Referral Services (05X)	1	\$32,612.60	2	\$6,496.95	3	\$39,109.55



U.S. Department of Housing and Urban Development
Office of Community Planning and Development
Integrated Disbursement and Information System
CDBG Summary of Accomplishments
Program Year: 2022

DATE: 11-30-23
TIME: 10:47
PAGE: 2

ORANGE COUNTY

Activity Group	Activity Category	Open Count	Open Activities Disbursed	Completed Count	Completed Activities Disbursed	Program Year Count	Total Activities Disbursed
Public Services	Other Public Services Not Listed in 05A-05Y, 03T (05Z)	0	\$0.00	2	\$0.00	2	\$0.00
	Total Public Services	18	\$737,659.52	25	\$181,866.46	43	\$919,525.98
General Administration and Planning	General Program Administration (21A)	2	\$1,262,522.01	1	\$0.00	3	\$1,262,522.01
	Fair Housing Activities (subject to 20% Admin Cap) (21D)	1	\$3,360.00	1	\$0.00	2	\$3,360.00
	Total General Administration and Planning	3	\$1,265,882.01	2	\$0.00	5	\$1,265,882.01
Grand Total		58	\$6,110,600.87	47	\$351,305.46	105	\$6,461,906.33



U.S. Department of Housing and Urban Development
Office of Community Planning and Development
Integrated Disbursement and Information System
CDBG Summary of Accomplishments
Program Year: 2022

DATE: 11-30-23
TIME: 10:47
PAGE: 3

ORANGE COUNTY

CDBG Sum of Actual Accomplishments by Activity Group and Accomplishment Type

Activity Group	Matrix Code	Accomplishment Type	Open Count	Completed Count	Program Year Totals
Housing	Rehab; Single-Unit Residential (14A)	Housing Units	56	13	69
	Rehab; Multi-Unit Residential (14B)	Housing Units	441	36	477
	Rehabilitation Administration (14H)	Housing Units	2	1	3
	Lead-Based/Lead Hazard Test/Abate (14I)	Housing Units	10	1	11
	Total Housing		509	51	560
Public Facilities and Improvements	Homeless Facilities (not operating costs) (03C)	Public Facilities	0	0	0
	Neighborhood Facilities (03E)	Public Facilities	4,850	16,011	20,861
	Street Improvements (03K)	Housing Units	0	0	0
	Sidewalks (03L)	Persons	0	0	0
	Total Public Facilities and Improvements		4,850	16,011	20,861
Public Services	Operating Costs of Homeless/AIDS Patients Programs (03T)	Persons	0	110	110
	Senior Services (05A)	Persons	80	58	138
	Services for Persons with Disabilities (05B)	Persons	149	241	390
	Legal Services (05C)	Persons	100	127	227
	Youth Services (05D)	Persons	69	39	108
	Substance Abuse Services (05F)	Persons	5	5	10
	Services for victims of domestic violence, dating violence, sexual assault or stalking (05G)	Persons	1	316	317
	Employment Training (05H)	Persons	88	134	222
	Child Care Services (05L)	Persons	775	685	1,460
	Health Services (05M)	Persons	1,445	377	1,822
	Mental Health Services (05O)	Persons	4,556	0	4,556
	Subsistence Payment (05Q)	Persons	30	33	63
	Housing Information and Referral Services (05X)	Persons	141	280	421
	Other Public Services Not Listed in 05A-05Y, 03T (05Z)	Persons	0	46	46
	Total Public Services		7,439	2,451	9,890
Grand Total			12,798	18,513	31,311



U.S. Department of Housing and Urban Development
Office of Community Planning and Development
Integrated Disbursement and Information System
CDBG Summary of Accomplishments
Program Year: 2022

DATE: 11-30-23
TIME: 10:47
PAGE: 4

ORANGE COUNTY

CDBG Beneficiaries by Racial / Ethnic Category

Housing-Non Housing	Race	Total Persons	Total Hispanic Persons	Total Households	Total Hispanic Households
Housing	White	0	0	213	178
	Black/African American	0	0	315	9
	Asian	0	0	1	0
	Native Hawaiian/Other Pacific Islander	0	0	2	0
	American Indian/Alaskan Native & White	0	0	5	0
	Black/African American & White	0	0	5	0
	Amer. Indian/Alaskan Native & Black/African Amer.	0	0	2	0
	Other multi-racial	0	0	15	0
	Total Housing	0	0	558	187
Non Housing	White	1,781	764	0	0
	Black/African American	2,360	109	0	0
	Asian	22	1	0	0
	American Indian/Alaskan Native	6	1	0	0
	Native Hawaiian/Other Pacific Islander	6	0	0	0
	American Indian/Alaskan Native & White	5	0	0	0
	Asian & White	2	2	0	0
	Black/African American & White	125	101	0	0
	Amer. Indian/Alaskan Native & Black/African Amer.	2	0	0	0
	Other multi-racial	337	142	0	0
Grand Total	Total Non Housing	4,646	1,120	0	0
	White	1,781	764	213	178
	Black/African American	2,360	109	315	9
	Asian	22	1	1	0
	American Indian/Alaskan Native	6	1	0	0
	Native Hawaiian/Other Pacific Islander	6	0	2	0
	American Indian/Alaskan Native & White	5	0	5	0
	Asian & White	2	2	0	0
	Black/African American & White	125	101	5	0
	Amer. Indian/Alaskan Native & Black/African Amer.	2	0	2	0
	Other multi-racial	337	142	15	0
	Total Grand Total	4,646	1,120	558	187



U.S. Department of Housing and Urban Development
Office of Community Planning and Development
Integrated Disbursement and Information System
CDBG Summary of Accomplishments
Program Year: 2022

DATE: 11-30-23
TIME: 10:47
PAGE: 5

ORANGE COUNTY

CDBG Beneficiaries by Income Category [\(Click here to view activities\)](#)

Income Levels		Owner	Occupied	Renter	Occupied	Persons
Housing	Extremely Low ($\leq 30\%$)		39		234	0
	Low ($>30\%$ and $\leq 50\%$)		41		206	0
	Mod ($>50\%$ and $\leq 80\%$)		0		0	0
	Total Low-Mod		80		440	0
	Non Low-Mod ($>80\%$)		0		0	0
	Total Beneficiaries		80		440	0
Non Housing	Extremely Low ($\leq 30\%$)		0		0	1,190
	Low ($>30\%$ and $\leq 50\%$)		0		0	693
	Mod ($>50\%$ and $\leq 80\%$)		0		0	312
	Total Low-Mod		0		0	2,195
	Non Low-Mod ($>80\%$)		0		0	0
	Total Beneficiaries		0		0	2,195



U.S. Department of Housing and Urban Development
Office of Community Planning and Development
Integrated Disbursement and Information System
HOME Summary of Accomplishments

DATE: 11-30-23
TIME: 12:28
PAGE: 1

Program Year: 2022
Start Date 01-Oct-2022 - End Date 30-Sep-2023
ORANGE COUNTY
Home Disbursements and Unit Completions

Activity Type	Disbursed Amount	Units Completed	Units Occupied
TBRA Families	\$1,349,132.00	193	193
Existing Homeowners	\$17,856.00	1	1
Total, Rentals and TBRA	\$1,349,132.00	193	193
Total, Homebuyers and Homeowners	\$17,856.00	1	1
Grand Total	\$1,366,988.00	194	194



U.S. Department of Housing and Urban Development
Office of Community Planning and Development
Integrated Disbursement and Information System
HOME Summary of Accomplishments

DATE: 11-30-23
TIME: 12:28
PAGE: 2

Program Year: 2022

Start Date 01-Oct-2022 - End Date 30-Sep-2023

ORANGE COUNTY

Home Unit Completions by Percent of Area Median Income

Activity Type						Units Completed	
	0% - 30%	31% - 50%	51% - 60%	61% - 80%	Total 0% - 60%	Total 0% - 80%	
TBRA Families	81	101	8	3	190	193	
Existing Homeowners	1	0	0	0	1	1	
Total, Rentals and TBRA	81	101	8	3	190	193	
Total, Homebuyers and Homeowners	1	0	0	0	1	1	
Grand Total	82	101	8	3	191	194	

Home Unit Reported As Vacant

Activity Type	Reported as Vacant
TBRA Families	0
Existing Homeowners	0
Total, Rentals and TBRA	0
Total, Homebuyers and Homeowners	0
Grand Total	0



U.S. Department of Housing and Urban Development
Office of Community Planning and Development
Integrated Disbursement and Information System
HOME Summary of Accomplishments

DATE: 11-30-23
TIME: 12:28
PAGE: 3

Program Year: 2022

Start Date 01-Oct-2022 - End Date 30-Sep-2023

ORANGE COUNTY

Home Unit Completions by Racial / Ethnic Category

	TBRA Families		Existing Homeowners	
	Units Completed	Units Completed - Hispanics	Units Completed	Units Completed - Hispanics
White	108	74	0	0
Black/African American	84	2	1	0
Asian	1	0	0	0
Total	193	76	1	0

	Total, Rentals and TBRA		Total, Homebuyers and Homeowners		Grand Total	
	Units Completed	Units Completed - Hispanics	Units Completed	Units Completed - Hispanics	Units Completed	Units Completed - Hispanics
White	108	74	0	0	108	74
Black/African American	84	2	1	0	85	2
Asian	1	0	0	0	1	0
Total	193	76	1	0	194	76



{Prompted Grantee} = 39950:ORANGE COUNTY

Funds Not Subgranted To CHDOS

Fiscal Year	PJ Name	Fund Type	Balance to Subgrant
2023	ORANGE COUNTY	CR	CHDO RESERVE
			\$480,561.60
Total For 2023 Funds (CR+CC+CL)			\$480,561.60
Total For 2023 Funds (CO)			\$0.00

Funds Not Subgranted To CHDOS

Fiscal Year	PJ Name	Fund Type	Balance to Subgrant
2022	ORANGE COUNTY	CR	CHDO RESERVE
			\$471,760.80
Total For 2022 Funds (CR+CC+CL)			\$471,760.80
Total For 2022 Funds (CO)			\$0.00

Funds Not Subgranted To CHDOS

Fiscal Year	PJ Name	Fund Type	Balance to Subgrant
2021	ORANGE COUNTY	CR	CHDO RESERVE
			\$436,837.35
Total For 2021 Funds (CR+CC+CL)			\$436,837.35
Total For 2021 Funds (CO)			\$0.00

Funds Not Subgranted To CHDOS

Fiscal Year	PJ Name	Fund Type	Balance to Subgrant
2020	ORANGE COUNTY	CO	CHDO OPERATING EXPENSES
			\$139,609.60
Total For 2020 Funds (CR+CC+CL)			\$0.00
Total For 2020 Funds (CO)			\$139,609.60



{Prompted Grantee} = 39950:ORANGE COUNTY

Funds Not Subgranted To CHDOS

Fiscal Year	PJ Name	Fund Type	Balance to Subgrant
2019	ORANGE COUNTY	CO	CHDO OPERATING EXPENSES
			\$128,250.35
Total For 2019 Funds (CR+CC+CL)			\$0.00
Total For 2019 Funds (CO)			\$128,250.35

Funds Not Subgranted To CHDOS

Fiscal Year	PJ Name	Fund Type	Balance to Subgrant
2017	ORANGE COUNTY	CR	CHDO RESERVE
			\$7,135.30
Total For 2017 Funds (CR+CC+CL)			\$7,135.30
Total For 2017 Funds (CO)			\$0.00

Funds Subgranted To CHDOS

Fiscal Year	PJ Name	CHDO Name	Fund Type	Amount Subgranted	Amount Committed	Balance to Commit	% Committed	Amount Disbursed	% Disbursed
2016	ORANGE COUNTY	CENTRAL FLORIDA H.A.N.D.S.	CR	\$54,585.40	\$0.00	\$54,585.40	0.0%	\$0.00	--
		ORLANDO NEIGHBORHOOD IMPROVEMENT	CR	\$231,399.80	\$231,399.80	\$0.00	100.0%	\$231,399.80	100.0%
Fund Type Total for 2016			CR	\$285,985.20	\$231,399.80	\$54,585.40	80.9%	\$231,399.80	100.0%
Total For 2016 Funds (CR+CC+CL)				\$285,985.20					
Total For 2016 Funds (CO)				\$0.00					

Funds Subgranted To CHDOS

Fiscal Year	PJ Name	CHDO Name	Fund Type	Amount Subgranted	Amount Committed	Balance to Commit	% Committed	Amount Disbursed	% Disbursed
2015	ORANGE COUNTY	ORLANDO NEIGHBORHOOD IMPROVEMENT	CR	\$268,600.20	\$268,600.20	\$0.00	100.0%	\$268,600.20	100.0%
Fund Type Total for 2015			CR	\$268,600.20	\$268,600.20	\$0.00	100.0%	\$268,600.20	100.0%
Total For 2015 Funds (CR+CC+CL)				\$268,600.20					
Total For 2015 Funds (CO)				\$0.00					



{Prompted Grantee} = 39950:ORANGE COUNTY

Funds Subgranted To CHDOS

				Amount	Amount	Balance	%	Amount	%
Fiscal Year	PJ Name	CHDO Name	Fund Type	Subgranted	Committed	to Commit	Committed	Disbursed	Disbursed
2010	ORANGE COUNTY	CENTRAL FLORIDA H.A.N.D.S.	CR	\$619,985.41	\$619,985.41	\$0.00	100.0%	\$619,985.41	100.0%
Fund Type Total for 2010			CR	\$619,985.41	\$619,985.41	\$0.00	100.0%	\$619,985.41	100.0%
Total For 2010 Funds (CR+CC+CL)				\$619,985.41					
Total For 2010 Funds (CO)				\$0.00					

Funds Subgranted To CHDOS

				Amount	Amount	Balance	%	Amount	%
Fiscal Year	PJ Name	CHDO Name	Fund Type	Subgranted	Committed	to Commit	Committed	Disbursed	Disbursed
2009	ORANGE COUNTY	CENTRAL FLORIDA H.A.N.D.S.	CR	\$620,000.00	\$620,000.00	\$0.00	100.0%	\$620,000.00	100.0%
Fund Type Total for 2009			CR	\$620,000.00	\$620,000.00	\$0.00	100.0%	\$620,000.00	100.0%
Total For 2009 Funds (CR+CC+CL)				\$620,000.00					
Total For 2009 Funds (CO)				\$0.00					

Funds Subgranted To CHDOS

				Amount	Amount	Balance	%	Amount	%
Fiscal Year	PJ Name	CHDO Name	Fund Type	Subgranted	Committed	to Commit	Committed	Disbursed	Disbursed
2007	ORANGE COUNTY	ORLANDO NEIGHBORHOOD IMPROVEMENT	CR	\$1,000,000.00	\$1,000,000.00	\$0.00	100.0%	\$1,000,000.00	100.0%
Fund Type Total for 2007			CR	\$1,000,000.00	\$1,000,000.00	\$0.00	100.0%	\$1,000,000.00	100.0%
Total For 2007 Funds (CR+CC+CL)				\$1,000,000.00					
Total For 2007 Funds (CO)				\$0.00					

Funds Subgranted To CHDOS

				Amount	Amount	Balance	%	Amount	%
Fiscal Year	PJ Name	CHDO Name	Fund Type	Subgranted	Committed	to Commit	Committed	Disbursed	Disbursed
2004	ORANGE COUNTY	ORLANDO NEIGHBORHOOD IMPROVEMENT	CR	\$600,000.00	\$600,000.00	\$0.00	100.0%	\$600,000.00	100.0%
Fund Type Total for 2004			CR	\$600,000.00	\$600,000.00	\$0.00	100.0%	\$600,000.00	100.0%
Total For 2004 Funds (CR+CC+CL)				\$600,000.00					
Total For 2004 Funds (CO)				\$0.00					



{Prompted Grantee} = 39950:ORANGE COUNTY

Funds Subgranted To CHDOS

Fiscal Year	PJ Name	CHDO Name	Fund Type	Amount Subgranted	Amount Committed	Balance to Commit	% Committed	Amount Disbursed	% Disbursed
2002	ORANGE COUNTY	ORLANDO NEIGHBORHOOD IMPROVEMENT	CR	\$1,299,210.00	\$1,299,210.00	\$0.00	100.0%	\$1,299,210.00	100.0%
Fund Type Total for 2002			CR	\$1,299,210.00	\$1,299,210.00	\$0.00	100.0%	\$1,299,210.00	100.0%
Total For 2002 Funds (CR+CC+CL)				\$1,299,210.00					
Total For 2002 Funds (CO)				\$0.00					

Funds Subgranted To CHDOS

Fiscal Year	PJ Name	CHDO Name	Fund Type	Amount Subgranted	Amount Committed	Balance to Commit	% Committed	Amount Disbursed	% Disbursed
2001	ORANGE COUNTY	CENTRAL FLORIDA H.A.N.D.S.	CR	\$1,200,790.00	\$1,200,790.00	\$0.00	100.0%	\$1,200,790.00	100.0%
Fund Type Total for 2001			CR	\$1,200,790.00	\$1,200,790.00	\$0.00	100.0%	\$1,200,790.00	100.0%
Total For 2001 Funds (CR+CC+CL)				\$1,200,790.00					
Total For 2001 Funds (CO)				\$0.00					

Funds Subgranted To CHDOS

Fiscal Year	PJ Name	CHDO Name	Fund Type	Amount Subgranted	Amount Committed	Balance to Commit	% Committed	Amount Disbursed	% Disbursed
2000	ORANGE COUNTY	ORLANDO NEIGHBORHOOD IMPROVEMENT	CR	\$1,000,000.00	\$1,000,000.00	\$0.00	100.0%	\$1,000,000.00	100.0%
Fund Type Total for 2000			CR	\$1,000,000.00	\$1,000,000.00	\$0.00	100.0%	\$1,000,000.00	100.0%
Total For 2000 Funds (CR+CC+CL)				\$1,000,000.00					
Total For 2000 Funds (CO)				\$0.00					

Funds Subgranted To CHDOS

Funds Subgranted To CHDOS					Balance				
				Amount	Amount	to	%	Amount	%
Fiscal Year	PJ Name	CHDO Name	Fund Type	Subgranted	Committed	Commit	Committed	Disbursed	Disbursed
1999	ORANGE COUNTY	GRAND AVENUE ECONOMIC COMMUNITY	CR	\$800,000.00	\$800,000.00	\$0.00	100.0%	\$800,000.00	100.0%
		HOMES IN PARTNERSHIP	CR	\$692,000.00	\$692,000.00	\$0.00	100.0%	\$692,000.00	100.0%
	Fund Type Total for 1999		CR	\$1,492,000.00	\$1,492,000.00	\$0.00	100.0%	\$1,492,000.00	100.0%
Total For 1999 Funds (CR+CC+CL)				\$1,492,000.00					
Total For 1999 Funds (CO)				\$0.00					



{Prompted Grantee} = 39950:ORANGE COUNTY

Funds Subgranted To CHDOS

Fiscal Year	PJ Name	CHDO Name	Fund Type	Amount Subgranted	Amount Committed	Balance to Commit	% Committed	Amount Disbursed	% Disbursed
1998	ORANGE COUNTY	ORLANDO NEIGHBORHOOD IMPROVEMENT	CR	\$500,000.00	\$500,000.00	\$0.00	100.0%	\$500,000.00	100.0%
Fund Type Total for 1998			CR	\$500,000.00	\$500,000.00	\$0.00	100.0%	\$500,000.00	100.0%
Total For 1998 Funds (CR+CC+CL)				\$500,000.00					
Total For 1998 Funds (CO)				\$0.00					

Funds Subgranted To CHDOS

Fiscal Year	PJ Name	CHDO Name	Fund Type	Amount Subgranted	Amount Committed	Balance to Commit	% Committed	Amount Disbursed	% Disbursed
1997	ORANGE COUNTY	ORLANDO NEIGHBORHOOD IMPROVEMENT	CR	\$888,250.00	\$888,250.00	\$0.00	100.0%	\$888,250.00	100.0%
Fund Type Total for 1997			CR	\$888,250.00	\$888,250.00	\$0.00	100.0%	\$888,250.00	100.0%
Total For 1997 Funds (CR+CC+CL)				\$888,250.00					
Total For 1997 Funds (CO)				\$0.00					

Funds Subgranted To CHDOS

Fiscal Year	PJ Name	CHDO Name	Fund Type	Amount Subgranted	Amount Committed	Balance to Commit	% Committed	Amount Disbursed	% Disbursed
1996	ORANGE COUNTY	GRAND AVENUE ECONOMIC COMMUNITY	CR	\$260,000.00	\$260,000.00	\$0.00	100.0%	\$260,000.00	100.0%
Fund Type Total for 1996			CR	\$260,000.00	\$260,000.00	\$0.00	100.0%	\$260,000.00	100.0%
Total For 1996 Funds (CR+CC+CL)				\$260,000.00					
Total For 1996 Funds (CO)				\$0.00					

Funds Subgranted To CHDOS

Fiscal Year	PJ Name	CHDO Name	Fund Type	Amount Subgranted	Amount Committed	Balance to Commit	% Committed	Amount Disbursed	% Disbursed
1995	ORANGE COUNTY	ORLANDO NEIGHBORHOOD IMPROVEMENT	CR	\$601,609.00	\$601,609.00	\$0.00	100.0%	\$601,609.00	100.0%
Fund Type Total for 1995			CR	\$601,609.00	\$601,609.00	\$0.00	100.0%	\$601,609.00	100.0%
Total For 1995 Funds (CR+CC+CL)				\$601,609.00					
Total For 1995 Funds (CO)				\$0.00					



{Prompted Grantee} = 39950:ORANGE COUNTY

Funds Subgranted To CHDOS

Fiscal Year	PJ Name	CHDO Name	Fund Type	Amount Subgranted	Amount Committed	Balance to Commit	% Committed	Amount Disbursed	% Disbursed
1994	ORANGE COUNTY	ORLANDO NEIGHBORHOOD IMPROVEMENT	CR	\$209,850.00	\$209,850.00	\$0.00	100.0%	\$209,850.00	100.0%
Fund Type Total for 1994			CR	\$209,850.00	\$209,850.00	\$0.00	100.0%	\$209,850.00	100.0%
Total For 1994 Funds (CR+CC+CL)				\$209,850.00					
Total For 1994 Funds (CO)				\$0.00					

Funds Subgranted To CHDOS

Fiscal Year	PJ Name	CHDO Name	Fund Type	Amount Subgranted	Amount Committed	Balance to Commit	% Committed	Amount Disbursed	% Disbursed
1993	ORANGE COUNTY	CENTRAL FLORIDA H.A.N.D.S.	CR	\$455,775.84	\$455,775.84	\$0.00	100.0%	\$455,775.84	100.0%
Fund Type Total for 1993			CR	\$455,775.84	\$455,775.84	\$0.00	100.0%	\$455,775.84	100.0%
Total For 1993 Funds (CR+CC+CL)				\$455,775.84					
Total For 1993 Funds (CO)				\$0.00					

Funds Subgranted To CHDOS

Fiscal Year	PJ Name	CHDO Name	Fund Type	Amount Subgranted	Amount Committed	Balance to Commit	% Committed	Amount Disbursed	% Disbursed
1992	ORANGE COUNTY	CENTRAL FLORIDA H.A.N.D.S.	CR	\$604,250.00	\$604,250.00	\$0.00	100.0%	\$604,250.00	100.0%
Fund Type Total for 1992			CR	\$604,250.00	\$604,250.00	\$0.00	100.0%	\$604,250.00	100.0%
Total For 1992 Funds (CR+CC+CL)				\$604,250.00					
Total For 1992 Funds (CO)				\$0.00					

Total For All Years (Subgranted to CHDOS)				\$11,906,305.65					
Total For All Years (Not Subgranted to CHDOS)				\$1,664,155.00					
Grand Total				\$13,570,460.65					



Office of Community Planning and Development
U.S. Department of Housing and Urban Development
Integrated Disbursement and Information System
PR26 - CDBG Financial Summary Report
Program Year 2022
ORANGE COUNTY , FL

DATE: 11-30-23
TIME: 10:54
PAGE: 1

PART I: SUMMARY OF CDBG RESOURCES

01 UNEXPENDED CDBG FUNDS AT END OF PREVIOUS PROGRAM YEAR	0.00
02 ENTITLEMENT GRANT	7,278,950.00
03 SURPLUS URBAN RENEWAL	0.00
04 SECTION 108 GUARANTEED LOAN FUNDS	0.00
05 CURRENT YEAR PROGRAM INCOME	168,685.78
05a CURRENT YEAR SECTION 108 PROGRAM INCOME (FOR SI TYPE)	0.00
06 FUNDS RETURNED TO THE LINE-OF-CREDIT	0.00
06a FUNDS RETURNED TO THE LOCAL CDBG ACCOUNT	0.00
07 ADJUSTMENT TO COMPUTE TOTAL AVAILABLE	0.00
08 TOTAL AVAILABLE (SUM, LINES 01-07)	7,447,635.78

PART II: SUMMARY OF CDBG EXPENDITURES

09 DISBURSEMENTS OTHER THAN SECTION 108 REPAYMENTS AND PLANNING/ADMINISTRATION	5,196,024.32
10 ADJUSTMENT TO COMPUTE TOTAL AMOUNT SUBJECT TO LOW/MOD BENEFIT	0.00
11 AMOUNT SUBJECT TO LOW/MOD BENEFIT (LINE 09 + LINE 10)	5,196,024.32
12 DISBURSED IN IDIS FOR PLANNING/ADMINISTRATION	1,265,882.01
13 DISBURSED IN IDIS FOR SECTION 108 REPAYMENTS	0.00
14 ADJUSTMENT TO COMPUTE TOTAL EXPENDITURES	0.00
15 TOTAL EXPENDITURES (SUM, LINES 11-14)	6,461,906.33
16 UNEXPENDED BALANCE (LINE 08 - LINE 15)	985,729.45

PART III: LOW/MOD BENEFIT THIS REPORTING PERIOD

17 EXPENDED FOR LOW/MOD HOUSING IN SPECIAL AREAS	0.00
18 EXPENDED FOR LOW/MOD MULTI-UNIT HOUSING	0.00
19 DISBURSED FOR OTHER LOW/MOD ACTIVITIES	4,116,153.45
20 ADJUSTMENT TO COMPUTE TOTAL LOW/MOD CREDIT	0.00
21 TOTAL LOW/MOD CREDIT (SUM, LINES 17-20)	4,116,153.45
22 PERCENT LOW/MOD CREDIT (LINE 21/LINE 11)	79.22%

LOW/MOD BENEFIT FOR MULTI-YEAR CERTIFICATIONS

23 PROGRAM YEARS(PY) COVERED IN CERTIFICATION	PY: PY: PY:
24 CUMULATIVE NET EXPENDITURES SUBJECT TO LOW/MOD BENEFIT CALCULATION	0.00
25 CUMULATIVE EXPENDITURES BENEFITING LOW/MOD PERSONS	0.00
26 PERCENT BENEFIT TO LOW/MOD PERSONS (LINE 25/LINE 24)	0.00%

PART IV: PUBLIC SERVICE (PS) CAP CALCULATIONS

27 DISBURSED IN IDIS FOR PUBLIC SERVICES	919,525.98
28 PS UNLIQUIDATED OBLIGATIONS AT END OF CURRENT PROGRAM YEAR	0.00
29 PS UNLIQUIDATED OBLIGATIONS AT END OF PREVIOUS PROGRAM YEAR	0.00
30 ADJUSTMENT TO COMPUTE TOTAL PS OBLIGATIONS	0.00
31 TOTAL PS OBLIGATIONS (LINE 27 + LINE 28 - LINE 29 + LINE 30)	919,525.98
32 ENTITLEMENT GRANT	7,278,950.00
33 PRIOR YEAR PROGRAM INCOME	246,332.15
34 ADJUSTMENT TO COMPUTE TOTAL SUBJECT TO PS CAP	0.00
35 TOTAL SUBJECT TO PS CAP (SUM, LINES 32-34)	7,525,282.15
36 PERCENT FUNDS OBLIGATED FOR PS ACTIVITIES (LINE 31/LINE 35)	12.22%

PART V: PLANNING AND ADMINISTRATION (PA) CAP

37 DISBURSED IN IDIS FOR PLANNING/ADMINISTRATION	1,265,882.01
38 PA UNLIQUIDATED OBLIGATIONS AT END OF CURRENT PROGRAM YEAR	0.00
39 PA UNLIQUIDATED OBLIGATIONS AT END OF PREVIOUS PROGRAM YEAR	0.00
40 ADJUSTMENT TO COMPUTE TOTAL PA OBLIGATIONS	0.00
41 TOTAL PA OBLIGATIONS (LINE 37 + LINE 38 - LINE 39 + LINE 40)	1,265,882.01
42 ENTITLEMENT GRANT	7,278,950.00
43 CURRENT YEAR PROGRAM INCOME	168,685.78
44 ADJUSTMENT TO COMPUTE TOTAL SUBJECT TO PA CAP	0.00
45 TOTAL SUBJECT TO PA CAP (SUM, LINES 42-44)	7,447,635.78
46 PERCENT FUNDS OBLIGATED FOR PA ACTIVITIES (LINE 41/LINE 45)	17.00%



Office of Community Planning and Development
U.S. Department of Housing and Urban Development
Integrated Disbursement and Information System
PR26 - CDBG Financial Summary Report
Program Year 2022
ORANGE COUNTY , FL

DATE: 11-30-23
TIME: 10:54
PAGE: 2

LINE 17 DETAIL: ACTIVITIES TO CONSIDER IN DETERMINING THE AMOUNT TO ENTER ON LINE 17

No data returned for this view. This might be because the applied filter excludes all data.

LINE 18 DETAIL: ACTIVITIES TO CONSIDER IN DETERMINING THE AMOUNT TO ENTER ON LINE 18

Plan Year	IDIS Project	IDIS	Activity	Activity Name	Matrix Code	National Objective	Drawn Amount
2020	5	4615		2020 CIP Housing Authority of the City of Winter Park (Tuscany at Aloma)	14B	LMH	\$377,115.27
2021	3	5021		2021 CIP Catholic Charities of Central FL (Monsignor Bishop III)	14B	LMH	\$344,480.00
2021	3	5050		2021 CIP Grand Ave-Maxwell Garden-HVAC	14B	LMH	\$358,275.60
Total					14B	Matrix Code	\$1,079,870.87

LINE 19 DETAIL: ACTIVITIES INCLUDED IN THE COMPUTATION OF LINE 19

Plan Year	IDIS Project	IDIS Activity	Voucher Number	Activity Name	Matrix Code	National Objective	Drawn Amount
2021	1	5022	6790744	2021 CIP The Salvation Army (Emergency Shelter Roof Project)	03C	LMC	\$6,862.53
2021	1	5022	6796174	2021 CIP The Salvation Army (Emergency Shelter Roof Project)	03C	LMC	\$40,013.94
2021	1	5022	6800636	2021 CIP The Salvation Army (Emergency Shelter Roof Project)	03C	LMC	\$2,208.80
2021	1	5022	6824943	2021 CIP The Salvation Army (Emergency Shelter Roof Project)	03C	LMC	\$10,552.15
2021	1	5049	6808520	2021 CIP Pathways Drop-In Grand Avenue Eco Community Dev Corp -Roof	03C	LMC	\$26,180.55
2021	1	5049	6834162	2021 CIP Pathways Drop-In Grand Avenue Eco Community Dev Corp -Roof	03C	LMC	\$7,932.50
					03C	Matrix Code	\$93,750.47
2020	5	4675	6772392	2020 CIP Freedom Ride	03E	LMA	\$80,000.00
2021	1	4851	6774264	2021 CIP Orange County Pine Hills Community Center Phase 2	03E	LMA	\$250,000.00
2021	1	5052	6817177	2021 CIP Harbor House (Shelter Reconfiguration)	03E	LMC	\$61,118.02
					03E	Matrix Code	\$391,118.02
2021	6	4773	6751690	2021 PS Coalition for the Homeless of Central FI	03T	LMC	\$4,140.50
2021	6	4773	6751821	2021 PS Coalition for the Homeless of Central FI	03T	LMC	\$3,962.40
2021	6	4773	6759214	2021 PS Coalition for the Homeless of Central FI	03T	LMC	\$4,842.39
2021	6	4776	6725150	2021 PS Covenant House	03T	LMC	\$923.45
2021	6	4776	6730060	2021 PS Covenant House	03T	LMC	\$5,335.91
2021	6	4790	6717764	2021 PS The Lifeboat Project	03T	LMC	\$4,003.14
2021	6	4790	6717765	2021 PS The Lifeboat Project	03T	LMC	\$2,668.76
2021	6	4790	6717823	2021 PS The Lifeboat Project	03T	LMC	\$2,478.82
2021	6	4790	6734366	2021 PS The Lifeboat Project	03T	LMC	\$2,775.34
					03T	Matrix Code	\$31,130.71
2021	6	4789	6718531	2021 PS Seniors First	05A	LMC	\$7,256.86
2022	6	4991	6745032	2022 PS Seniors First	05A	LMC	\$5,577.19
2022	6	4991	6776026	2022 PS Seniors First	05A	LMC	\$7,782.82
2022	6	4991	6776029	2022 PS Seniors First	05A	LMC	\$9,358.27
2022	6	4991	6781650	2022 PS Seniors First	05A	LMC	\$7,006.52
2022	6	4991	6785976	2022 PS Seniors First	05A	LMC	\$12,717.57
2022	6	4991	6785981	2022 PS Seniors First	05A	LMC	\$7,500.08
2022	6	4991	6785991	2022 PS Seniors First	05A	LMC	\$11,611.01
2022	6	4991	6795026	2022 PS Seniors First	05A	LMC	\$12,525.90
2022	6	4991	6827884	2022 PS Seniors First	05A	LMC	\$14,876.07
					05A	Matrix Code	\$96,212.29
2021	6	4772	6718606	2021 PS Center for Independent Living	05B	LMC	\$2,989.42
2021	6	4772	6719535	2021 PS Center for Independent Living	05B	LMC	\$3,755.06
2021	6	4786	6713403	2021 PS Life Concepts (dba QUEST)	05B	LMC	\$4,449.32
2021	6	4786	6717768	2021 PS Life Concepts (dba QUEST)	05B	LMC	\$6,673.97
2021	6	4786	6717770	2021 PS Life Concepts (dba QUEST)	05B	LMC	\$2,065.71
2021	6	4788	6725155	2021 PS Primrose Center	05B	LMC	\$5,721.35
2021	6	4788	6753392	2021 PS Primrose Center	05B	LMC	\$1,692.00
2022	6	4976	6733885	2022 PS Center for Independent Living	05B	LMC	\$3,424.59
2022	6	4976	6776004	2022 PS Center for Independent Living	05B	LMC	\$2,731.02
2022	6	4976	6780699	2022 PS Center for Independent Living	05B	LMC	\$3,304.71
2022	6	4976	6781169	2022 PS Center for Independent Living	05B	LMC	\$3,369.96
2022	6	4976	6781180	2022 PS Center for Independent Living	05B	LMC	\$3,627.16
2022	6	4976	6790368	2022 PS Center for Independent Living	05B	LMC	\$3,170.89
2022	6	4976	6790370	2022 PS Center for Independent Living	05B	LMC	\$3,849.68
2022	6	4976	6790371	2022 PS Center for Independent Living	05B	LMC	\$3,856.57
2022	6	4976	6833026	2022 PS Center for Independent Living	05B	LMC	\$3,375.29
2022	6	4976	6833028	2022 PS Center for Independent Living	05B	LMC	\$2,353.99



Office of Community Planning and Development
U.S. Department of Housing and Urban Development
Integrated Disbursement and Information System
PR26 - CDBG Financial Summary Report
Program Year 2022
ORANGE COUNTY , FL

DATE: 11-30-23
TIME: 10:54
PAGE: 3

Plan Year	IDIS Project	IDIS Activity	Voucher Number	Activity Name	Matrix Code	National Objective	Drawn Amount
2022	6	4988	6732740	2022 PS Life Concepts - QUEST	05B	LMC	\$2,383.56
2022	6	4988	6732786	2022 PS Life Concepts - QUEST	05B	LMC	\$4,449.32
2022	6	4988	6780316	2022 PS Life Concepts - QUEST	05B	LMC	\$4,449.32
2022	6	4988	6780317	2022 PS Life Concepts - QUEST	05B	LMC	\$4,449.32
2022	6	4988	6789609	2022 PS Life Concepts - QUEST	05B	LMC	\$4,449.32
2022	6	4988	6789637	2022 PS Life Concepts - QUEST	05B	LMC	\$6,647.44
2022	6	4989	6758597	2022 PS Lighthouse Central Florida	05B	LMC	\$912.63
2022	6	4989	6758736	2022 PS Lighthouse Central Florida	05B	LMC	\$2,743.37
2022	6	4989	6781597	2022 PS Lighthouse Central Florida	05B	LMC	\$3,895.56
2022	6	4989	6781599	2022 PS Lighthouse Central Florida	05B	LMC	\$3,803.79
2022	6	4989	6786032	2022 PS Lighthouse Central Florida	05B	LMC	\$2,935.11
2022	6	4989	6794228	2022 PS Lighthouse Central Florida	05B	LMC	\$2,949.43
2022	6	4989	6794264	2022 PS Lighthouse Central Florida	05B	LMC	\$4,604.05
2022	6	4989	6794847	2022 PS Lighthouse Central Florida	05B	LMC	\$3,227.28
2022	6	4990	6748872	2022 PS Primrose Center	05B	LMC	\$1,489.43
2022	6	4990	6748880	2022 PS Primrose Center	05B	LMC	\$3,462.08
2022	6	4990	6748888	2022 PS Primrose Center	05B	LMC	\$5,155.20
2022	6	4990	6748898	2022 PS Primrose Center	05B	LMC	\$3,604.00
2022	6	4990	6781696	2022 PS Primrose Center	05B	LMC	\$3,416.54
2022	6	4990	6789646	2022 PS Primrose Center	05B	LMC	\$3,416.54
2022	6	4990	6789647	2022 PS Primrose Center	05B	LMC	\$3,416.55
2022	6	4990	6789648	2022 PS Primrose Center	05B	LMC	\$3,416.54
					05B	Matrix Code	\$139,687.07
2021	6	4782	6714553	2021 PS iDignity	05C	LMC	\$3,772.08
2021	6	4782	6716007	2021 PS iDignity	05C	LMC	\$2,895.28
2022	6	4984	6732679	2022 PS iDignity	05C	LMC	\$1,748.60
2022	6	4984	6732680	2022 PS iDignity	05C	LMC	\$1,651.06
2022	6	4984	6758863	2022 PS iDignity	05C	LMC	\$720.60
2022	6	4984	6758879	2022 PS iDignity	05C	LMC	\$1,197.21
2022	6	4984	6769634	2022 PS iDignity	05C	LMC	\$3,449.96
2022	6	4984	6791330	2022 PS iDignity	05C	LMC	\$4,951.65
2022	6	4984	6792652	2022 PS iDignity	05C	LMC	\$3,663.98
2022	6	4984	6794628	2022 PS iDignity	05C	LMC	\$3,082.32
2022	6	4984	6825021	2022 PS iDignity	05C	LMC	\$7,007.41
2022	6	4984	6825072	2022 PS iDignity	05C	LMC	\$7,163.76
					05C	Matrix Code	\$41,303.91
2021	6	4783	6712446	2021 PS IMPOWER	05D	LMC	\$8,242.74
2022	6	4985	6732681	2022 PS IMPOWER	05D	LMC	\$4,079.36
2022	6	4985	6732685	2022 PS IMPOWER	05D	LMC	\$3,567.79
2022	6	4985	6769612	2022 PS IMPOWER	05D	LMC	\$2,623.06
2022	6	4985	6776011	2022 PS IMPOWER	05D	LMC	\$2,609.45
2022	6	4985	6776013	2022 PS IMPOWER	05D	LMC	\$3,365.60
2022	6	4985	6792004	2022 PS IMPOWER	05D	LMC	\$4,582.45
2022	6	4985	6794280	2022 PS IMPOWER	05D	LMC	\$645.78
2022	6	4985	6794295	2022 PS IMPOWER	05D	LMC	\$2,794.20
2022	6	4985	6825032	2022 PS IMPOWER	05D	LMC	\$1,733.40
					05D	Matrix Code	\$34,243.83
2021	6	4770	6682687	2021 PS Aspire Health Partners	05F	LMC	\$826.88
2022	6	4974	6732718	2022 PS Aspire Health Partners	05F	LMC	\$12,808.47
2022	6	4974	6733142	2022 PS Aspire Health Partners	05F	LMC	\$4,044.78
2022	6	4974	6780297	2022 PS Aspire Health Partners	05F	LMC	\$13,033.18
2022	6	4974	6780302	2022 PS Aspire Health Partners	05F	LMC	\$12,583.76
2022	6	4974	6780306	2022 PS Aspire Health Partners	05F	LMC	\$16,628.54
2022	6	4974	6792005	2022 PS Aspire Health Partners	05F	LMC	\$898.84
					05F	Matrix Code	\$60,824.45
2021	6	4780	6715671	2021 PS Harbor House of Central Florida	05G	LMC	\$509.06
2021	6	4780	6715681	2021 PS Harbor House of Central Florida	05G	LMC	\$3,298.61
2022	6	4982	6732876	2022 PS Harbor House of Central Florida	05G	LMC	\$1,718.22
2022	6	4982	6733198	2022 PS Harbor House of Central Florida	05G	LMC	\$3,128.05
2022	6	4982	6763897	2022 PS Harbor House of Central Florida	05G	LMC	\$4,568.87
2022	6	4982	6763902	2022 PS Harbor House of Central Florida	05G	LMC	\$3,349.12
2022	6	4982	6763908	2022 PS Harbor House of Central Florida	05G	LMC	\$3,218.55
2022	6	4982	6786017	2022 PS Harbor House of Central Florida	05G	LMC	\$3,540.83
2022	6	4982	6786023	2022 PS Harbor House of Central Florida	05G	LMC	\$3,146.26
2022	6	4982	6794611	2022 PS Harbor House of Central Florida	05G	LMC	\$5,304.53
2022	6	4982	6794626	2022 PS Harbor House of Central Florida	05G	LMC	\$3,270.09
					05G	Matrix Code	\$35,052.19
2021	6	4778	6688885	2021 PS First Step Staffing	05H	LMC	\$2,583.33
2021	6	4778	6715047	2021 PS First Step Staffing	05H	LMC	\$2,583.33
2021	6	4784	6714996	2021 PS Hispanic Federation	05H	LMC	\$4,295.70

Plan Year	IDIS Project	IDIS Activity	Voucher Number	Activity Name	Matrix Code	National Objective	Drawn Amount
2021	6	4784	6717827	2021 PS Hispanic Federation	05H	LMC	\$17,638.69
2021	6	4784	6754434	2021 PS Hispanic Federation	05H	LMC	\$3,388.55
2022	6	4978	6764374	2022 PS Embrace Families Solutions	05H	LMC	\$2,916.67
2022	6	4978	6765339	2022 PS Embrace Families Solutions	05H	LMC	\$2,916.67
2022	6	4978	6769618	2022 PS Embrace Families Solutions	05H	LMC	\$2,916.67
2022	6	4978	6780449	2022 PS Embrace Families Solutions	05H	LMC	\$2,916.67
2022	6	4978	6780532	2022 PS Embrace Families Solutions	05H	LMC	\$2,916.67
2022	6	4978	6791369	2022 PS Embrace Families Solutions	05H	LMC	\$2,916.67
2022	6	4978	6794615	2022 PS Embrace Families Solutions	05H	LMC	\$2,916.67
2022	6	4978	6794620	2022 PS Embrace Families Solutions	05H	LMC	\$2,916.67
2022	6	4978	6833018	2022 PS Embrace Families Solutions	05H	LMC	\$2,916.67
2022	6	4978	6833019	2022 PS Embrace Families Solutions	05H	LMC	\$2,916.65
2022	6	4979	6733976	2022 PS First Step Staffing	05H	LMC	\$2,887.50
2022	6	4979	6774746	2022 PS First Step Staffing	05H	LMC	\$2,887.50
2022	6	4979	6781600	2022 PS First Step Staffing	05H	LMC	\$2,550.47
2022	6	4979	6781601	2022 PS First Step Staffing	05H	LMC	\$2,933.05
2022	6	4979	6781701	2022 PS First Step Staffing	05H	LMC	\$3,060.58
2022	6	4979	6794787	2022 PS First Step Staffing	05H	LMC	\$2,902.93
2022	6	4979	6833030	2022 PS First Step Staffing	05H	LMC	\$2,902.93
2022	6	4979	6833032	2022 PS First Step Staffing	05H	LMC	\$2,902.93
					05H	Matrix Code	\$82,684.17
2021	6	4771	6713485	2021 PS Boys and Girls Club of Central Florida	05L	LMC	\$3,131.85
2021	6	4771	6713487	2021 PS Boys and Girls Club of Central Florida	05L	LMC	\$5,247.18
2021	6	4774	6715800	2021 PS Community Coordinated Care for Children	05L	LMC	\$21,253.65
2021	6	4774	6717824	2021 PS Community Coordinated Care for Children	05L	LMC	\$21,246.36
2022	6	4975	6732632	2022 PS Boys and Girls Clubs of Central Florida	05L	LMC	\$2,431.84
2022	6	4975	6732633	2022 PS Boys and Girls Clubs of Central Florida	05L	LMC	\$3,246.14
2022	6	4975	6771110	2022 PS Boys and Girls Clubs of Central Florida	05L	LMC	\$3,044.70
2022	6	4975	6771113	2022 PS Boys and Girls Clubs of Central Florida	05L	LMC	\$3,299.34
2022	6	4975	6771115	2022 PS Boys and Girls Clubs of Central Florida	05L	LMC	\$3,150.09
2022	6	4975	6789698	2022 PS Boys and Girls Clubs of Central Florida	05L	LMC	\$4,798.22
2022	6	4975	6789701	2022 PS Boys and Girls Clubs of Central Florida	05L	LMC	\$2,866.02
2022	6	4975	6794705	2022 PS Boys and Girls Clubs of Central Florida	05L	LMC	\$3,190.93
2022	6	4975	6833006	2022 PS Boys and Girls Clubs of Central Florida	05L	LMC	\$3,338.93
2022	6	4975	6833007	2022 PS Boys and Girls Clubs of Central Florida	05L	LMC	\$3,064.56
2022	6	4977	6732634	2022 PS Community Coordinated Care for Children	05L	LMC	\$14,166.67
2022	6	4977	6733257	2022 PS Community Coordinated Care for Children	05L	LMC	\$12,291.67
2022	6	4977	6776014	2022 PS Community Coordinated Care for Children	05L	LMC	\$12,291.64
2022	6	4977	6776020	2022 PS Community Coordinated Care for Children	05L	LMC	\$12,291.66
2022	6	4977	6776021	2022 PS Community Coordinated Care for Children	05L	LMC	\$12,291.66
2022	6	4977	6790818	2022 PS Community Coordinated Care for Children	05L	LMC	\$12,291.68
2022	6	4977	6790824	2022 PS Community Coordinated Care for Children	05L	LMC	\$12,291.66
2022	6	4977	6794597	2022 PS Community Coordinated Care for Children	05L	LMC	\$12,291.67
2022	6	4977	6823609	2022 PS Community Coordinated Care for Children	05L	LMC	\$12,500.00
2022	6	4977	6823617	2022 PS Community Coordinated Care for Children	05L	LMC	\$12,291.65
					05L	Matrix Code	\$208,309.77
2021	6	4781	6714685	2021 PS Health Care Center for the Homeless	05M	LMC	\$607.99
2021	6	4781	6714687	2021 PS Health Care Center for the Homeless	05M	LMC	\$259.78
2021	6	4781	6714691	2021 PS Health Care Center for the Homeless	05M	LMC	\$278.65
2021	6	4781	6714698	2021 PS Health Care Center for the Homeless	05M	LMC	\$243.47
2021	6	4781	6714703	2021 PS Health Care Center for the Homeless	05M	LMC	\$5,120.98
2022	6	4983	6735469	2022 PS Health Care Center for the Homeless	05M	LMA	\$4,227.35
2022	6	4983	6771121	2022 PS Health Care Center for the Homeless	05M	LMA	\$4,567.73
2022	6	4983	6771122	2022 PS Health Care Center for the Homeless	05M	LMA	\$4,527.69
2022	6	4983	6771123	2022 PS Health Care Center for the Homeless	05M	LMA	\$5,128.93
2022	6	4983	6781680	2022 PS Health Care Center for the Homeless	05M	LMA	\$5,050.64
2022	6	4983	6793001	2022 PS Health Care Center for the Homeless	05M	LMA	\$7,316.78
2022	6	4983	6793023	2022 PS Health Care Center for the Homeless	05M	LMA	\$7,490.23
2022	6	4983	6794648	2022 PS Health Care Center for the Homeless	05M	LMA	\$11,099.26
2022	6	4983	6794790	2022 PS Health Care Center for the Homeless	05M	LMA	\$3,781.73
					05M	Matrix Code	\$59,701.21
2022	6	4981	6742555	2022 PS Grand Avenue - Pathways Drop-In Center	05O	LMA	\$3,217.34
2022	6	4981	6766356	2022 PS Grand Avenue - Pathways Drop-In Center	05O	LMA	\$2,198.96
2022	6	4981	6766404	2022 PS Grand Avenue - Pathways Drop-In Center	05O	LMA	\$3,272.56
2022	6	4981	6766896	2022 PS Grand Avenue - Pathways Drop-In Center	05O	LMA	\$3,272.56
2022	6	4981	6786051	2022 PS Grand Avenue - Pathways Drop-In Center	05O	LMA	\$4,919.07
2022	6	4981	6794563	2022 PS Grand Avenue - Pathways Drop-In Center	05O	LMA	\$2,290.79
2022	6	4981	6795029	2022 PS Grand Avenue - Pathways Drop-In Center	05O	LMA	\$3,498.63
2022	6	4981	6825035	2022 PS Grand Avenue - Pathways Drop-In Center	05O	LMA	\$3,425.96
2022	6	4981	6825037	2022 PS Grand Avenue - Pathways Drop-In Center	05O	LMA	\$3,628.56



Office of Community Planning and Development
U.S. Department of Housing and Urban Development
Integrated Disbursement and Information System
PR26 - CDBG Financial Summary Report
Program Year 2022
ORANGE COUNTY , FL

DATE: 11-30-23
TIME: 10:54
PAGE: 5

Plan Year	IDIS Project	IDIS Activity	Voucher Number	Activity Name	Matrix Code	National Objective	Drawn Amount
2022	6	4987	6823211	2022 PS JUMP Ministries	05O	LMC	\$3,396.14
2022	6	4987	6825029	2022 PS JUMP Ministries	05O	LMC	\$5,840.00
2022	6	4987	6825624	2022 PS JUMP Ministries	05O	LMC	\$4,745.70
					05O	Matrix Code	\$43,706.27
2021	6	4785	6715031	2021 PS Jewish Family Services	05Q	LMC	\$2,210.95
2022	6	4986	6732688	2022 PS Jewish Family Services of Greater Orlando	05Q	LMC	\$1,850.94
2022	6	4986	6766384	2022 PS Jewish Family Services of Greater Orlando	05Q	LMC	\$4,934.89
2022	6	4986	6766390	2022 PS Jewish Family Services of Greater Orlando	05Q	LMC	\$3,816.66
2022	6	4986	6766397	2022 PS Jewish Family Services of Greater Orlando	05Q	LMC	\$4,512.77
2022	6	4986	6780597	2022 PS Jewish Family Services of Greater Orlando	05Q	LMC	\$4,502.44
2022	6	4986	6792001	2022 PS Jewish Family Services of Greater Orlando	05Q	LMC	\$5,457.35
2022	6	4986	6792002	2022 PS Jewish Family Services of Greater Orlando	05Q	LMC	\$5,028.30
2022	6	4986	6794585	2022 PS Jewish Family Services of Greater Orlando	05Q	LMC	\$4,613.82
2022	6	4986	6830242	2022 PS Jewish Family Services of Greater Orlando	05Q	LMC	\$5,970.73
2022	6	4986	6831025	2022 PS Jewish Family Services of Greater Orlando	05Q	LMC	\$4,661.71
					05Q	Matrix Code	\$47,560.56
2021	6	4779	6751871	2021 PS Grand Avenue Economic Community Development	05X	LMC	\$6,496.95
2022	6	4980	6732704	2022 PS Grand Avenue Economic Dev	05X	LMC	\$1,342.71
2022	6	4980	6732711	2022 PS Grand Avenue Economic Dev	05X	LMC	\$717.65
2022	6	4980	6766513	2022 PS Grand Avenue Economic Dev	05X	LMC	\$1,170.15
2022	6	4980	6766519	2022 PS Grand Avenue Economic Dev	05X	LMC	\$3,053.97
2022	6	4980	6766958	2022 PS Grand Avenue Economic Dev	05X	LMC	\$4,114.59
2022	6	4980	6781595	2022 PS Grand Avenue Economic Dev	05X	LMC	\$5,942.81
2022	6	4980	6794579	2022 PS Grand Avenue Economic Dev	05X	LMC	\$4,195.99
2022	6	4980	6794581	2022 PS Grand Avenue Economic Dev	05X	LMC	\$4,155.27
2022	6	4980	6825040	2022 PS Grand Avenue Economic Dev	05X	LMC	\$4,008.33
2022	6	4980	6825042	2022 PS Grand Avenue Economic Dev	05X	LMC	\$3,911.13
					05X	Matrix Code	\$39,109.55
2020	7	4423	6730822	2020 Dennis Hunter	14A	LMH	\$49,920.00
2020	7	4588	6711878	2021 Lillie Brown	14A	LMH	\$8,850.00
2020	7	4648	6711153	2020 CIP Habitat for Humanity Greater Orlando and Osceola County	14A	LMH	\$10,507.20
2020	7	4648	6711165	2020 CIP Habitat for Humanity Greater Orlando and Osceola County	14A	LMH	\$43,260.80
2020	7	4648	6715451	2020 CIP Habitat for Humanity Greater Orlando and Osceola County	14A	LMH	\$55,518.38
2020	7	4648	6725699	2020 CIP Habitat for Humanity Greater Orlando and Osceola County	14A	LMH	\$29,573.50
2020	7	4648	6725701	2020 CIP Habitat for Humanity Greater Orlando and Osceola County	14A	LMH	\$8,389.70
2020	7	4648	6736437	2020 CIP Habitat for Humanity Greater Orlando and Osceola County	14A	LMH	\$41,738.95
2020	7	4648	6736443	2020 CIP Habitat for Humanity Greater Orlando and Osceola County	14A	LMH	\$13,702.15
2020	7	4648	6736453	2020 CIP Habitat for Humanity Greater Orlando and Osceola County	14A	LMH	\$15,598.55
2020	7	4648	6736482	2020 CIP Habitat for Humanity Greater Orlando and Osceola County	14A	LMH	\$22,394.90
2020	7	4648	6741657	2020 CIP Habitat for Humanity Greater Orlando and Osceola County	14A	LMH	\$21,321.30
2020	7	4648	6770120	2020 CIP Habitat for Humanity Greater Orlando and Osceola County	14A	LMH	\$21,321.30
2020	7	4648	6770318	2020 CIP Habitat for Humanity Greater Orlando and Osceola County	14A	LMH	\$14,333.78
2021	4	4691	6708246	2021 Jason & Theresa Weinstein	14A	LMH	\$86,894.00
2021	4	4768	6722195	2022 Melissa Strawbridge-Midy	14A	LMH	\$39,750.00
2021	4	5020	6767281	2021 CIP Habitat for Humanity Greater Orlando and Osceola County - ROOF	14A	LMH	\$94,278.76
2021	4	5020	6769075	2021 CIP Habitat for Humanity Greater Orlando and Osceola County - ROOF	14A	LMH	\$6,473.91
2021	4	5020	6769665	2021 CIP Habitat for Humanity Greater Orlando and Osceola County - ROOF	14A	LMH	\$10,230.00
2021	4	5020	6769676	2021 CIP Habitat for Humanity Greater Orlando and Osceola County - ROOF	14A	LMH	\$457.71
2021	4	5020	6771292	2021 CIP Habitat for Humanity Greater Orlando and Osceola County - ROOF	14A	LMH	\$21,593.00
2021	4	5020	6772711	2021 CIP Habitat for Humanity Greater Orlando and Osceola County - ROOF	14A	LMH	\$21,216.80
2021	4	5020	6773149	2021 CIP Habitat for Humanity Greater Orlando and Osceola County - ROOF	14A	LMH	\$18,132.40
2021	4	5020	6773150	2021 CIP Habitat for Humanity Greater Orlando and Osceola County - ROOF	14A	LMH	\$22,596.75
2021	4	5020	6776633	2021 CIP Habitat for Humanity Greater Orlando and Osceola County - ROOF	14A	LMH	\$5,378.06
2021	4	5020	6778096	2021 CIP Habitat for Humanity Greater Orlando and Osceola County - ROOF	14A	LMH	\$11,990.00
2021	4	5020	6779121	2021 CIP Habitat for Humanity Greater Orlando and Osceola County - ROOF	14A	LMH	\$4,103.92
2021	4	5020	6779136	2021 CIP Habitat for Humanity Greater Orlando and Osceola County - ROOF	14A	LMH	\$6,627.53
2021	4	5020	6779208	2021 CIP Habitat for Humanity Greater Orlando and Osceola County - ROOF	14A	LMH	\$5,357.15
2021	4	5020	6779732	2021 CIP Habitat for Humanity Greater Orlando and Osceola County - ROOF	14A	LMH	\$357.67
2021	4	5020	6780065	2021 CIP Habitat for Humanity Greater Orlando and Osceola County - ROOF	14A	LMH	\$4,722.50
2021	4	5020	6784355	2021 CIP Habitat for Humanity Greater Orlando and Osceola County - ROOF	14A	LMH	\$12,402.50
2021	4	5020	6788073	2021 CIP Habitat for Humanity Greater Orlando and Osceola County - ROOF	14A	LMH	\$18,041.65
2021	4	5020	6789361	2021 CIP Habitat for Humanity Greater Orlando and Osceola County - ROOF	14A	LMH	\$16,830.00
2021	4	5020	6800276	2021 CIP Habitat for Humanity Greater Orlando and Osceola County - ROOF	14A	LMH	\$20,295.55
2021	4	5020	6803703	2021 CIP Habitat for Humanity Greater Orlando and Osceola County - ROOF	14A	LMH	\$399.04
2021	4	5020	6803724	2021 CIP Habitat for Humanity Greater Orlando and Osceola County - ROOF	14A	LMH	\$219.49
2021	4	5020	6803824	2021 CIP Habitat for Humanity Greater Orlando and Osceola County - ROOF	14A	LMH	\$9,028.80
2021	4	5020	6809272	2021 CIP Habitat for Humanity Greater Orlando and Osceola County - ROOF	14A	LMH	\$7,370.00
2021	4	5020	6817061	2021 CIP Habitat for Humanity Greater Orlando and Osceola County - ROOF	14A	LMH	\$35,071.30
2021	5	4869	6706647	2022 Pervis and Geraldine Stephens	14A	LMH	\$73,000.00
2021	5	4869	6720206	2022 Pervis and Geraldine Stephens	14A	LMH	\$78,865.00

Plan Year	IDIS Project	IDIS Activity	Voucher Number	Activity Name	Matrix Code	National Objective	Drawn Amount
2022	4	4895	6693851	2022 Paquita Baker	14A	LMH	\$1,080.00
2022	4	4895	6726446	2022 Paquita Baker	14A	LMH	\$93,500.00
2022	4	4895	6752059	2022 Paquita Baker	14A	LMH	\$93,500.00
2022	4	4914	6693878	2022 Hazel Hamilton	14A	LMH	\$23,775.00
2022	4	4928	6739597	2022 Tammy Taylor	14A	LMH	\$3,500.00
2022	4	4928	6752182	2022 Tammy Taylor	14A	LMH	\$70,825.00
2022	4	4928	6765603	2022 Tammy Taylor	14A	LMH	\$77,745.00
2022	4	4928	6779777	2022 Tammy Taylor	14A	LMH	\$1,300.00
2022	4	4928	6817976	2022 Tammy Taylor	14A	LMH	\$6,600.00
2022	4	4929	6729255	2022 Pamela Jones	14A	LMH	\$55,500.00
2022	4	4929	6739606	2022 Pamela Jones	14A	LMH	\$3,500.00
2022	4	4929	6756686	2022 Pamela Jones	14A	LMH	\$90,000.00
2022	4	4930	6720849	2022 Walter Brown	14A	LMH	\$67,000.00
2022	4	4930	6739610	2022 Walter Brown	14A	LMH	\$3,500.00
2022	4	4930	6746736	2022 Walter Brown	14A	LMH	\$74,200.00
2022	4	4964	6731319	2023 David Kears	14A	LMH	\$3,500.00
2022	4	4964	6754786	2023 David Kears	14A	LMH	\$84,500.00
2022	4	4964	6777173	2023 David Kears	14A	LMH	\$119,700.00
2022	4	4970	6731448	2023 Velma Harris	14A	LMH	\$3,500.00
2022	4	4970	6751833	2023 Velma Harris	14A	LMH	\$1,300.00
2022	4	4970	6786472	2023 Velma Harris	14A	LMH	\$75,000.00
2022	4	4970	6789506	2023 Velma Harris	14A	LMH	\$10,810.00
2022	4	4970	6811676	2023 Velma Harris	14A	LMH	\$75,440.00
2022	4	4973	6745362	2023 Isaiah Grant	14A	LMH	\$1,300.00
2022	4	4973	6765657	2023 Isaiah Grant	14A	LMH	\$7,000.00
2022	4	4973	6767572	2023 Isaiah Grant	14A	LMH	\$3,500.00
2022	4	4973	6810888	2023 Isaiah Grant	14A	LMH	\$63,940.50
2022	4	5003	6759184	2023 Pauline Worthington	14A	LMH	\$525.00
2022	4	5003	6766199	2023 Pauline Worthington	14A	LMH	\$3,500.00
2022	4	5003	6824328	2023 Pauline Worthington	14A	LMH	\$64,970.00
2022	4	5004	6759377	2023 Robert Griffin	14A	LMH	\$525.00
2022	4	5004	6817586	2023 Robert Griffin	14A	LMH	\$3,500.00
2022	4	5019	6752200	2023 Patricia Williams	14A	LMH	\$24,745.00
2022	4	5037	6767586	2023 Dindial and Theresa Kumar	14A	LMH	\$3,500.00
2022	4	5037	6799791	2023 Dindial and Theresa Kumar	14A	LMH	\$71,208.00
2022	4	5037	6818698	2023 Dindial and Theresa Kumar	14A	LMH	\$71,208.00
2023	2	5057	6817577	2023 Shannon Allen	14A	LMH	\$3,500.00
2023	2	5058	6817539	2023 Dorothy Touzalin	14A	LMH	\$3,500.00
2023	2	5059	6817615	2023 Deborah Hamilton	14A	LMH	\$3,500.00
2023	2	5060	6824350	2023 Myrtle Connor	14A	LMH	\$1,300.00
					14A	Matrix Code	\$2,358,610.50
2021	5	4714	6722245	2021 Housing Rehabilitation Administration	14H	LMH	\$282.96
2022	5	4961	6714905	2022 Housing Rehabilitation Administration	14H	LMH	\$8,076.50
2022	5	4961	6715739	2022 Housing Rehabilitation Administration	14H	LMH	\$8,428.68
2022	5	4961	6716480	2022 Housing Rehabilitation Administration	14H	LMH	\$388.70
2022	5	4961	6721597	2022 Housing Rehabilitation Administration	14H	LMH	\$321.92
2022	5	4961	6721640	2022 Housing Rehabilitation Administration	14H	LMH	\$321.92
2022	5	4961	6722415	2022 Housing Rehabilitation Administration	14H	LMH	\$77.23
2022	5	4961	6726533	2022 Housing Rehabilitation Administration	14H	LMH	\$271.26
2022	5	4961	6727672	2022 Housing Rehabilitation Administration	14H	LMH	\$321.92
2022	5	4961	6727691	2022 Housing Rehabilitation Administration	14H	LMH	\$20.00
2022	5	4961	6728796	2022 Housing Rehabilitation Administration	14H	LMH	\$439.00
2022	5	4961	6731626	2022 Housing Rehabilitation Administration	14H	LMH	\$12,123.36
2022	5	4961	6733358	2022 Housing Rehabilitation Administration	14H	LMH	\$184.75
2022	5	4961	6734605	2022 Housing Rehabilitation Administration	14H	LMH	\$20,100.00
2022	5	4961	6734608	2022 Housing Rehabilitation Administration	14H	LMH	\$1,487.38
2022	5	4961	6738267	2022 Housing Rehabilitation Administration	14H	LMH	\$8,137.42
2022	5	4961	6738806	2022 Housing Rehabilitation Administration	14H	LMH	\$450.00
2022	5	4961	6738988	2022 Housing Rehabilitation Administration	14H	LMH	\$30.29
2022	5	4961	6740368	2022 Housing Rehabilitation Administration	14H	LMH	\$72.19
2022	5	4961	6740514	2022 Housing Rehabilitation Administration	14H	LMH	\$12,454.00
2022	5	4961	6741304	2022 Housing Rehabilitation Administration	14H	LMH	\$20.00
2022	5	4961	6743417	2022 Housing Rehabilitation Administration	14H	LMH	\$800.11
2022	5	4961	6746031	2022 Housing Rehabilitation Administration	14H	LMH	\$8,846.30
2022	5	4961	6746450	2022 Housing Rehabilitation Administration	14H	LMH	\$144.40
2022	5	4961	6747656	2022 Housing Rehabilitation Administration	14H	LMH	\$241.62
2022	5	4961	6747660	2022 Housing Rehabilitation Administration	14H	LMH	\$40.27
2022	5	4961	6748516	2022 Housing Rehabilitation Administration	14H	LMH	\$8,608.13
2022	5	4961	6748839	2022 Housing Rehabilitation Administration	14H	LMH	\$82.25
2022	5	4961	6748973	2022 Housing Rehabilitation Administration	14H	LMH	\$7,456.08
2022	5	4961	6754267	2022 Housing Rehabilitation Administration	14H	LMH	\$9,890.57



Office of Community Planning and Development
U.S. Department of Housing and Urban Development
Integrated Disbursement and Information System
PR26 - CDBG Financial Summary Report
Program Year 2022
ORANGE COUNTY , FL

DATE: 11-30-23
TIME: 10:54
PAGE: 7

Plan Year	IDIS Project	IDIS Activity	Voucher Number	Activity Name	Matrix Code	National Objective	Drawn Amount
2022	5	4961	6755448	2022 Housing Rehabilitation Administration	14H	LMH	\$11,573.00
2022	5	4961	6756930	2022 Housing Rehabilitation Administration	14H	LMH	\$10,648.64
2022	5	4961	6757328	2022 Housing Rehabilitation Administration	14H	LMH	\$135.52
2022	5	4961	6758757	2022 Housing Rehabilitation Administration	14H	LMH	\$306.67
2022	5	4961	6765185	2022 Housing Rehabilitation Administration	14H	LMH	\$10,084.09
2022	5	4961	6765210	2022 Housing Rehabilitation Administration	14H	LMH	\$7,808.29
2022	5	4961	6768641	2022 Housing Rehabilitation Administration	14H	LMH	\$33.00
2022	5	4961	6768974	2022 Housing Rehabilitation Administration	14H	LMH	\$60.21
2022	5	4961	6768979	2022 Housing Rehabilitation Administration	14H	LMH	\$88.30
2022	5	4961	6772263	2022 Housing Rehabilitation Administration	14H	LMH	\$10.00
2022	5	4961	6773522	2022 Housing Rehabilitation Administration	14H	LMH	\$282.74
2022	5	4961	6774104	2022 Housing Rehabilitation Administration	14H	LMH	\$2,721.77
2022	5	4961	6774223	2022 Housing Rehabilitation Administration	14H	LMH	\$83.79
2022	5	4961	6774793	2022 Housing Rehabilitation Administration	14H	LMH	\$22.13
2022	5	4961	6778113	2022 Housing Rehabilitation Administration	14H	LMH	\$9,891.15
2022	5	4961	6779082	2022 Housing Rehabilitation Administration	14H	LMH	\$281.75
2022	5	4961	6779217	2022 Housing Rehabilitation Administration	14H	LMH	\$440.00
2022	5	4961	6780538	2022 Housing Rehabilitation Administration	14H	LMH	\$57.82
2022	5	4961	6780914	2022 Housing Rehabilitation Administration	14H	LMH	\$12,229.37
2022	5	4961	6784223	2022 Housing Rehabilitation Administration	14H	LMH	\$11,354.60
2022	5	4961	6785189	2022 Housing Rehabilitation Administration	14H	LMH	\$281.89
2022	5	4961	6785386	2022 Housing Rehabilitation Administration	14H	LMH	\$159.00
2022	5	4961	6785988	2022 Housing Rehabilitation Administration	14H	LMH	\$185.33
2022	5	4961	6787393	2022 Housing Rehabilitation Administration	14H	LMH	\$61.76
2022	5	4961	6789577	2022 Housing Rehabilitation Administration	14H	LMH	\$10,839.41
2022	5	4961	6790432	2022 Housing Rehabilitation Administration	14H	LMH	\$4,150.00
2022	5	4961	6791149	2022 Housing Rehabilitation Administration	14H	LMH	\$12,394.48
2022	5	4961	6792007	2022 Housing Rehabilitation Administration	14H	LMH	\$10,279.12
2022	5	4961	6792600	2022 Housing Rehabilitation Administration	14H	LMH	\$11,703.49
2022	5	4961	6793642	2022 Housing Rehabilitation Administration	14H	LMH	\$315.16
2022	5	4961	6793897	2022 Housing Rehabilitation Administration	14H	LMH	\$13,331.29
2022	5	4961	6794175	2022 Housing Rehabilitation Administration	14H	LMH	\$281.75
2022	5	4961	6796044	2022 Housing Rehabilitation Administration	14H	LMH	\$13,994.68
2022	5	4961	6797550	2022 Housing Rehabilitation Administration	14H	LMH	\$207.36
2022	5	4961	6800703	2022 Housing Rehabilitation Administration	14H	LMH	\$36.80
2022	5	4961	6802128	2022 Housing Rehabilitation Administration	14H	LMH	\$14,847.04
2022	5	4961	6802189	2022 Housing Rehabilitation Administration	14H	LMH	\$244.22
2022	5	4961	6802784	2022 Housing Rehabilitation Administration	14H	LMH	\$281.68
2022	5	4961	6803192	2022 Housing Rehabilitation Administration	14H	LMH	\$4,089.73
2022	5	4961	6807059	2022 Housing Rehabilitation Administration	14H	LMH	\$14,078.19
2022	5	4961	6809469	2022 Housing Rehabilitation Administration	14H	LMH	\$12.99
2022	5	4961	6812969	2022 Housing Rehabilitation Administration	14H	LMH	\$12,944.84
2022	5	4961	6813217	2022 Housing Rehabilitation Administration	14H	LMH	\$119.00
2022	5	4961	6813802	2022 Housing Rehabilitation Administration	14H	LMH	\$3,334.79
2022	5	4961	6814662	2022 Housing Rehabilitation Administration	14H	LMH	\$33.00
2022	5	4961	6815709	2022 Housing Rehabilitation Administration	14H	LMH	\$281.68
2022	5	4961	6818163	2022 Housing Rehabilitation Administration	14H	LMH	\$207.43
2022	5	4961	6819991	2022 Housing Rehabilitation Administration	14H	LMH	\$15,325.43
2022	5	4961	6820415	2022 Housing Rehabilitation Administration	14H	LMH	\$14,189.60
2022	5	4961	6822771	2022 Housing Rehabilitation Administration	14H	LMH	\$25.86
2022	5	4961	6822855	2022 Housing Rehabilitation Administration	14H	LMH	\$40.83
2022	5	4961	6824205	2022 Housing Rehabilitation Administration	14H	LMH	\$578.00
2022	5	4961	6824947	2022 Housing Rehabilitation Administration	14H	LMH	\$282.39
2022	5	4961	6826752	2022 Housing Rehabilitation Administration	14H	LMH	\$13.41
2022	5	4961	6827030	2022 Housing Rehabilitation Administration	14H	LMH	\$309.04
					14H	Matrix Code	\$347,692.72
2017	5	3832	6729326	2017 CDBG Housing Lead-Base/Hazard/Abate	14I	LMH	\$1,387.56
2017	5	3832	6750657	2017 CDBG Housing Lead-Base/Hazard/Abate	14I	LMH	\$1,147.84
2017	5	3832	6763184	2017 CDBG Housing Lead-Base/Hazard/Abate	14I	LMH	\$573.92
2017	5	3832	6796322	2017 CDBG Housing Lead-Base/Hazard/Abate	14I	LMH	\$1,293.08
2017	5	3832	6824032	2017 CDBG Housing Lead-Base/Hazard/Abate	14I	LMH	\$1,053.36
					14I	Matrix Code	\$5,455.76
Total							\$4,116,153.45

LINE 27 DETAIL: ACTIVITIES INCLUDED IN THE COMPUTATION OF LINE 27



Office of Community Planning and Development
U.S. Department of Housing and Urban Development
Integrated Disbursement and Information System
PR26 - CDBG Financial Summary Report
Program Year 2022
ORANGE COUNTY , FL

DATE: 11-30-23
TIME: 10:54
PAGE: 8

Plan Year	IDIS Project	IDIS Activity	Voucher Number	Activity to prevent, prepare for, and respond to Coronavirus	Activity Name	Grant Number	Fund Type	Matrix Code	National Objective	Drawn Amount
2021	6	4773	6751690	No	2021 PS Coalition for the Homeless of Central FI	B21UC120003	EN	03T	LMC	\$4,140.50
2021	6	4773	6751821	No	2021 PS Coalition for the Homeless of Central FI	B21UC120003	EN	03T	LMC	\$3,962.40
2021	6	4773	6759214	No	2021 PS Coalition for the Homeless of Central FI	B21UC120003	EN	03T	LMC	\$4,842.39
2021	6	4776	6725150	No	2021 PS Covenant House	B21UC120003	EN	03T	LMC	\$923.45
2021	6	4776	6730060	No	2021 PS Covenant House	B21UC120003	EN	03T	LMC	\$5,335.91
2021	6	4790	6717764	No	2021 PS The Lifeboat Project	B21UC120003	EN	03T	LMC	\$4,003.14
2021	6	4790	6717765	No	2021 PS The Lifeboat Project	B21UC120003	EN	03T	LMC	\$2,668.76
2021	6	4790	6717823	No	2021 PS The Lifeboat Project	B21UC120003	EN	03T	LMC	\$2,478.82
2021	6	4790	6734366	No	2021 PS The Lifeboat Project	B21UC120003	EN	03T	LMC	\$2,775.34
								03T	Matrix Code	\$31,130.71
2021	6	4789	6718531	No	2021 PS Seniors First	B21UC120003	EN	05A	LMC	\$7,256.86
2022	6	4991	6745032	No	2022 PS Seniors First	B22UC120003	PI	05A	LMC	\$5,577.19
2022	6	4991	6776026	No	2022 PS Seniors First	B22UC120003	EN	05A	LMC	\$7,782.82
2022	6	4991	6776029	No	2022 PS Seniors First	B22UC120003	EN	05A	LMC	\$9,358.27
2022	6	4991	6781650	No	2022 PS Seniors First	B22UC120003	EN	05A	LMC	\$7,006.52
2022	6	4991	6785976	No	2022 PS Seniors First	B22UC120003	EN	05A	LMC	\$12,717.57
2022	6	4991	6785981	No	2022 PS Seniors First	B22UC120003	EN	05A	LMC	\$7,500.08
2022	6	4991	6785991	No	2022 PS Seniors First	B22UC120003	EN	05A	LMC	\$11,611.01
2022	6	4991	6795026	No	2022 PS Seniors First	B22UC120003	EN	05A	LMC	\$12,525.90
2022	6	4991	6827884	No	2022 PS Seniors First	B22UC120003	EN	05A	LMC	\$14,876.07
								05A	Matrix Code	\$96,212.29
2021	6	4772	6718606	No	2021 PS Center for Independent Living	B21UC120003	EN	05B	LMC	\$2,989.42
2021	6	4772	6719535	No	2021 PS Center for Independent Living	B21UC120003	EN	05B	LMC	\$3,755.06
2021	6	4786	6713403	No	2021 PS Life Concepts (dba QUEST)	B21UC120003	PI	05B	LMC	\$4,449.32
2021	6	4786	6717768	No	2021 PS Life Concepts (dba QUEST)	B21UC120003	EN	05B	LMC	\$6,673.97
2021	6	4786	6717770	No	2021 PS Life Concepts (dba QUEST)	B21UC120003	EN	05B	LMC	\$2,065.71
2021	6	4788	6725155	No	2021 PS Primrose Center	B21UC120003	EN	05B	LMC	\$5,721.35
2021	6	4788	6753392	No	2021 PS Primrose Center	B21UC120003	EN	05B	LMC	\$1,692.00
2022	6	4976	6733885	Yes	2022 PS Center for Independent Living	B22UC120003	EN	05B	LMC	\$3,424.59
2022	6	4976	6776004	Yes	2022 PS Center for Independent Living	B22UC120003	EN	05B	LMC	\$2,731.02
2022	6	4976	6780699	Yes	2022 PS Center for Independent Living	B22UC120003	EN	05B	LMC	\$3,304.71
2022	6	4976	6781169	Yes	2022 PS Center for Independent Living	B22UC120003	EN	05B	LMC	\$3,369.96
2022	6	4976	6781180	Yes	2022 PS Center for Independent Living	B22UC120003	EN	05B	LMC	\$3,627.16
2022	6	4976	6790368	Yes	2022 PS Center for Independent Living	B22UC120003	EN	05B	LMC	\$3,170.89
2022	6	4976	6790370	Yes	2022 PS Center for Independent Living	B22UC120003	EN	05B	LMC	\$3,849.68
2022	6	4976	6790371	Yes	2022 PS Center for Independent Living	B22UC120003	EN	05B	LMC	\$3,856.57
2022	6	4976	6833026	Yes	2022 PS Center for Independent Living	B22UC120003	EN	05B	LMC	\$3,375.29
2022	6	4976	6833028	Yes	2022 PS Center for Independent Living	B22UC120003	EN	05B	LMC	\$2,353.99
2022	6	4988	6732740	No	2022 PS Life Concepts - QUEST	B22UC120003	EN	05B	LMC	\$2,383.56
2022	6	4988	6732786	No	2022 PS Life Concepts - QUEST	B22UC120003	EN	05B	LMC	\$4,449.32
2022	6	4988	6780316	No	2022 PS Life Concepts - QUEST	B22UC120003	PI	05B	LMC	\$4,449.32
2022	6	4988	6780317	No	2022 PS Life Concepts - QUEST	B22UC120003	EN	05B	LMC	\$2,986.30
2022	6	4988	6780317	No	2022 PS Life Concepts - QUEST	B22UC120003	PI	05B	LMC	\$1,463.02
2022	6	4988	6789609	No	2022 PS Life Concepts - QUEST	B22UC120003	EN	05B	LMC	\$4,449.32
2022	6	4988	6789637	No	2022 PS Life Concepts - QUEST	B22UC120003	EN	05B	LMC	\$6,647.44
2022	6	4989	6758597	No	2022 PS Lighthouse Central Florida	B22UC120003	EN	05B	LMC	\$912.63
2022	6	4989	6758736	No	2022 PS Lighthouse Central Florida	B22UC120003	EN	05B	LMC	\$2,743.37
2022	6	4989	6781597	No	2022 PS Lighthouse Central Florida	B22UC120003	EN	05B	LMC	\$3,895.56
2022	6	4989	6781599	No	2022 PS Lighthouse Central Florida	B22UC120003	EN	05B	LMC	\$3,803.79
2022	6	4989	6786032	No	2022 PS Lighthouse Central Florida	B22UC120003	EN	05B	LMC	\$2,935.11
2022	6	4989	6794228	No	2022 PS Lighthouse Central Florida	B22UC120003	EN	05B	LMC	\$2,949.43
2022	6	4989	6794264	No	2022 PS Lighthouse Central Florida	B22UC120003	EN	05B	LMC	\$4,604.05
2022	6	4989	6794847	No	2022 PS Lighthouse Central Florida	B22UC120003	EN	05B	LMC	\$3,227.28
2022	6	4990	6748872	No	2022 PS Primrose Center	B22UC120003	PI	05B	LMC	\$1,489.43
2022	6	4990	6748880	No	2022 PS Primrose Center	B22UC120003	PI	05B	LMC	\$3,462.08
2022	6	4990	6748888	No	2022 PS Primrose Center	B22UC120003	EN	05B	LMC	\$641.36
2022	6	4990	6748888	No	2022 PS Primrose Center	B22UC120003	PI	05B	LMC	\$4,513.84
2022	6	4990	6748898	No	2022 PS Primrose Center	B22UC120003	EN	05B	LMC	\$3,604.00
2022	6	4990	6781696	No	2022 PS Primrose Center	B22UC120003	EN	05B	LMC	\$3,416.54
2022	6	4990	6789646	No	2022 PS Primrose Center	B22UC120003	EN	05B	LMC	\$3,416.54
2022	6	4990	6789647	No	2022 PS Primrose Center	B22UC120003	EN	05B	LMC	\$3,416.55
2022	6	4990	6789648	No	2022 PS Primrose Center	B22UC120003	EN	05B	LMC	\$3,416.54
								05B	Matrix Code	\$139,687.07
2021	6	4782	6714553	No	2021 PS iDignity	B21UC120003	EN	05C	LMC	\$1,027.65
2021	6	4782	6714553	No	2021 PS iDignity	B21UC120003	PI	05C	LMC	\$2,744.43
2021	6	4782	6716007	No	2021 PS iDignity	B21UC120003	EN	05C	LMC	\$2,895.28
2022	6	4984	6732679	No	2022 PS iDignity	B22UC120003	EN	05C	LMC	\$1,748.60
2022	6	4984	6732680	No	2022 PS iDignity	B22UC120003	EN	05C	LMC	\$1,651.06



Office of Community Planning and Development
U.S. Department of Housing and Urban Development
Integrated Disbursement and Information System
PR26 - CDBG Financial Summary Report
Program Year 2022
ORANGE COUNTY , FL

DATE: 11-30-23
TIME: 10:54
PAGE: 9

Plan Year	IDIS Project	IDIS Activity	Voucher Number	Activity to prevent, prepare for, and respond to Coronavirus	Activity Name	Grant Number	Fund Type	Matrix Code	National Objective	Drawn Amount
2022	6	4984	6758863	No	2022 PS IDignity	B22UC120003	EN	05C	LMC	\$720.60
2022	6	4984	6758879	No	2022 PS IDignity	B22UC120003	EN	05C	LMC	\$1,197.21
2022	6	4984	6769634	No	2022 PS IDignity	B22UC120003	EN	05C	LMC	\$3,449.96
2022	6	4984	6791330	No	2022 PS IDignity	B22UC120003	EN	05C	LMC	\$4,951.65
2022	6	4984	6792652	No	2022 PS IDignity	B22UC120003	EN	05C	LMC	\$3,663.98
2022	6	4984	6794628	No	2022 PS IDignity	B22UC120003	EN	05C	LMC	\$3,082.32
2022	6	4984	6825021	No	2022 PS IDignity	B22UC120003	EN	05C	LMC	\$7,007.41
2022	6	4984	6825072	No	2022 PS IDignity	B22UC120003	EN	05C	LMC	\$7,163.76
								05C	Matrix Code	\$41,303.91
2021	6	4783	6712446	No	2021 PS IMPOWER	B21UC120003	EN	05D	LMC	\$8,242.74
2022	6	4985	6732681	No	2022 PS IMPOWER	B22UC120003	EN	05D	LMC	\$4,079.36
2022	6	4985	6732685	No	2022 PS IMPOWER	B22UC120003	EN	05D	LMC	\$3,567.79
2022	6	4985	6769612	No	2022 PS IMPOWER	B22UC120003	EN	05D	LMC	\$2,623.06
2022	6	4985	6776011	No	2022 PS IMPOWER	B22UC120003	EN	05D	LMC	\$2,609.45
2022	6	4985	6776013	No	2022 PS IMPOWER	B22UC120003	EN	05D	LMC	\$3,365.60
2022	6	4985	6792004	No	2022 PS IMPOWER	B22UC120003	EN	05D	LMC	\$4,582.45
2022	6	4985	6794280	No	2022 PS IMPOWER	B22UC120003	EN	05D	LMC	\$645.78
2022	6	4985	6794295	No	2022 PS IMPOWER	B22UC120003	EN	05D	LMC	\$2,794.20
2022	6	4985	6825032	No	2022 PS IMPOWER	B22UC120003	EN	05D	LMC	\$1,733.40
								05D	Matrix Code	\$34,243.83
2021	6	4770	6682687	No	2021 PS Aspire Health Partners	B21UC120003	PI	05F	LMC	\$826.88
2022	6	4974	6732718	No	2022 PS Aspire Health Partners	B22UC120003	EN	05F	LMC	\$12,808.47
2022	6	4974	6733142	No	2022 PS Aspire Health Partners	B22UC120003	EN	05F	LMC	\$4,044.78
2022	6	4974	6780297	No	2022 PS Aspire Health Partners	B22UC120003	PI	05F	LMC	\$13,033.18
2022	6	4974	6780302	No	2022 PS Aspire Health Partners	B22UC120003	PI	05F	LMC	\$12,583.76
2022	6	4974	6780306	No	2022 PS Aspire Health Partners	B22UC120003	PI	05F	LMC	\$16,628.54
2022	6	4974	6792005	No	2022 PS Aspire Health Partners	B22UC120003	EN	05F	LMC	\$898.84
								05F	Matrix Code	\$60,824.45
2021	6	4780	6715671	No	2021 PS Harbor House of Central Florida	B21UC120003	EN	05G	LMC	\$509.06
2021	6	4780	6715681	No	2021 PS Harbor House of Central Florida	B21UC120003	EN	05G	LMC	\$3,298.61
2022	6	4982	6732876	No	2022 PS Harbor House of Central Florida	B22UC120003	EN	05G	LMC	\$1,718.22
2022	6	4982	6733198	No	2022 PS Harbor House of Central Florida	B22UC120003	EN	05G	LMC	\$3,128.05
2022	6	4982	6763897	No	2022 PS Harbor House of Central Florida	B22UC120003	EN	05G	LMC	\$4,568.87
2022	6	4982	6763902	No	2022 PS Harbor House of Central Florida	B22UC120003	EN	05G	LMC	\$3,349.12
2022	6	4982	6763908	No	2022 PS Harbor House of Central Florida	B22UC120003	EN	05G	LMC	\$3,218.55
2022	6	4982	6786017	No	2022 PS Harbor House of Central Florida	B22UC120003	EN	05G	LMC	\$3,540.83
2022	6	4982	6786023	No	2022 PS Harbor House of Central Florida	B22UC120003	EN	05G	LMC	\$3,146.26
2022	6	4982	6794611	No	2022 PS Harbor House of Central Florida	B22UC120003	EN	05G	LMC	\$5,304.53
2022	6	4982	6794626	No	2022 PS Harbor House of Central Florida	B22UC120003	EN	05G	LMC	\$3,270.09
								05G	Matrix Code	\$35,052.19
2021	6	4778	6688885	No	2021 PS First Step Staffing	B21UC120003	PI	05H	LMC	\$2,583.33
2021	6	4778	6715047	No	2021 PS First Step Staffing	B21UC120003	EN	05H	LMC	\$2,583.33
2021	6	4784	6714996	No	2021 PS Hispanic Federation	B21UC120003	EN	05H	LMC	\$4,295.70
2021	6	4784	6717827	No	2021 PS Hispanic Federation	B21UC120003	EN	05H	LMC	\$17,638.69
2021	6	4784	6754434	No	2021 PS Hispanic Federation	B21UC120003	EN	05H	LMC	\$3,388.55
2022	6	4978	6764374	No	2022 PS Embrace Families Solutions	B22UC120003	EN	05H	LMC	\$2,916.67
2022	6	4978	6765339	No	2022 PS Embrace Families Solutions	B22UC120003	EN	05H	LMC	\$2,916.67
2022	6	4978	6769618	No	2022 PS Embrace Families Solutions	B22UC120003	EN	05H	LMC	\$2,916.67
2022	6	4978	6780449	No	2022 PS Embrace Families Solutions	B22UC120003	EN	05H	LMC	\$2,916.67
2022	6	4978	6780532	No	2022 PS Embrace Families Solutions	B22UC120003	EN	05H	LMC	\$2,916.67
2022	6	4978	6791369	No	2022 PS Embrace Families Solutions	B22UC120003	EN	05H	LMC	\$2,916.67
2022	6	4978	6794615	No	2022 PS Embrace Families Solutions	B22UC120003	EN	05H	LMC	\$2,916.67
2022	6	4978	6794620	No	2022 PS Embrace Families Solutions	B22UC120003	EN	05H	LMC	\$2,916.67
2022	6	4978	6833018	No	2022 PS Embrace Families Solutions	B22UC120003	EN	05H	LMC	\$2,916.67
2022	6	4978	6833019	No	2022 PS Embrace Families Solutions	B22UC120003	EN	05H	LMC	\$2,916.65
2022	6	4979	6733976	No	2022 PS First Step Staffing	B22UC120003	EN	05H	LMC	\$2,887.50
2022	6	4979	6774746	No	2022 PS First Step Staffing	B22UC120003	EN	05H	LMC	\$2,887.50
2022	6	4979	6781600	No	2022 PS First Step Staffing	B22UC120003	EN	05H	LMC	\$2,550.47
2022	6	4979	6781601	No	2022 PS First Step Staffing	B22UC120003	EN	05H	LMC	\$2,933.05
2022	6	4979	6781701	No	2022 PS First Step Staffing	B22UC120003	EN	05H	LMC	\$3,060.58
2022	6	4979	6794787	No	2022 PS First Step Staffing	B22UC120003	EN	05H	LMC	\$2,902.93
2022	6	4979	6833030	No	2022 PS First Step Staffing	B22UC120003	EN	05H	LMC	\$2,902.93
2022	6	4979	6833032	No	2022 PS First Step Staffing	B22UC120003	EN	05H	LMC	\$2,902.93
								05H	Matrix Code	\$82,684.17
2021	6	4771	6713485	No	2021 PS Boys and Girls Club of Central Florida	B21UC120003	PI	05L	LMC	\$3,131.85
2021	6	4771	6713487	No	2021 PS Boys and Girls Club of Central Florida	B21UC120003	PI	05L	LMC	\$5,247.18
2021	6	4774	6715800	No	2021 PS Community Coordinated Care for Children	B21UC120003	EN	05L	LMC	\$21,253.65



Office of Community Planning and Development
U.S. Department of Housing and Urban Development
Integrated Disbursement and Information System
PR26 - CDBG Financial Summary Report
Program Year 2022
ORANGE COUNTY , FL

DATE: 11-30-23
TIME: 10:54
PAGE: 10

Plan Year	IDIS Project	IDIS Activity	Voucher Number	Activity to prevent, prepare for, and respond to Coronavirus	Activity Name	Grant Number	Fund Type	Matrix Code	National Objective	Drawn Amount
2021	6	4774	6717824	No	2021 PS Community Coordinated Care for Children	B21UC120003	EN	05L	LMC	\$21,246.36
2022	6	4975	6732632	No	2022 PS Boys and Girls Clubs of Central Florida	B22UC120003	EN	05L	LMC	\$2,431.84
2022	6	4975	6732633	No	2022 PS Boys and Girls Clubs of Central Florida	B22UC120003	EN	05L	LMC	\$3,246.14
2022	6	4975	6771110	No	2022 PS Boys and Girls Clubs of Central Florida	B22UC120003	EN	05L	LMC	\$3,044.70
2022	6	4975	6771113	No	2022 PS Boys and Girls Clubs of Central Florida	B22UC120003	EN	05L	LMC	\$3,299.34
2022	6	4975	6771115	No	2022 PS Boys and Girls Clubs of Central Florida	B22UC120003	EN	05L	LMC	\$3,150.09
2022	6	4975	6789698	No	2022 PS Boys and Girls Clubs of Central Florida	B22UC120003	EN	05L	LMC	\$4,798.22
2022	6	4975	6789701	No	2022 PS Boys and Girls Clubs of Central Florida	B22UC120003	EN	05L	LMC	\$2,866.02
2022	6	4975	6794705	No	2022 PS Boys and Girls Clubs of Central Florida	B22UC120003	EN	05L	LMC	\$3,190.93
2022	6	4975	6833006	No	2022 PS Boys and Girls Clubs of Central Florida	B22UC120003	EN	05L	LMC	\$3,338.93
2022	6	4975	6833007	No	2022 PS Boys and Girls Clubs of Central Florida	B22UC120003	EN	05L	LMC	\$3,064.56
2022	6	4977	6732634	No	2022 PS Community Coordinated Care for Children	B22UC120003	EN	05L	LMC	\$14,166.67
2022	6	4977	6733257	No	2022 PS Community Coordinated Care for Children	B22UC120003	EN	05L	LMC	\$12,291.67
2022	6	4977	6776014	No	2022 PS Community Coordinated Care for Children	B22UC120003	EN	05L	LMC	\$12,291.64
2022	6	4977	6776020	No	2022 PS Community Coordinated Care for Children	B22UC120003	EN	05L	LMC	\$12,291.66
2022	6	4977	6776021	No	2022 PS Community Coordinated Care for Children	B22UC120003	EN	05L	LMC	\$12,291.66
2022	6	4977	6790818	No	2022 PS Community Coordinated Care for Children	B22UC120003	EN	05L	LMC	\$12,291.68
2022	6	4977	6790824	No	2022 PS Community Coordinated Care for Children	B22UC120003	EN	05L	LMC	\$12,291.66
2022	6	4977	6794597	No	2022 PS Community Coordinated Care for Children	B22UC120003	EN	05L	LMC	\$12,291.67
2022	6	4977	6823609	No	2022 PS Community Coordinated Care for Children	B22UC120003	EN	05L	LMC	\$12,500.00
2022	6	4977	6823617	No	2022 PS Community Coordinated Care for Children	B22UC120003	EN	05L	LMC	\$12,291.65
									Matrix Code	\$208,309.77
2021	6	4781	6714685	No	2021 PS Health Care Center for the Homeless	B21UC120003	EN	05M	LMC	\$607.99
2021	6	4781	6714687	No	2021 PS Health Care Center for the Homeless	B21UC120003	EN	05M	LMC	\$259.78
2021	6	4781	6714691	No	2021 PS Health Care Center for the Homeless	B21UC120003	EN	05M	LMC	\$278.65
2021	6	4781	6714698	No	2021 PS Health Care Center for the Homeless	B21UC120003	EN	05M	LMC	\$243.47
2021	6	4781	6714703	No	2021 PS Health Care Center for the Homeless	B21UC120003	EN	05M	LMC	\$5,120.98
2022	6	4983	6735469	No	2022 PS Health Care Center for the Homeless	B22UC120003	EN	05M	LMA	\$4,227.35
2022	6	4983	6771121	No	2022 PS Health Care Center for the Homeless	B22UC120003	EN	05M	LMA	\$4,567.73
2022	6	4983	6771122	No	2022 PS Health Care Center for the Homeless	B22UC120003	EN	05M	LMA	\$4,527.69
2022	6	4983	6771123	No	2022 PS Health Care Center for the Homeless	B22UC120003	EN	05M	LMA	\$5,128.93
2022	6	4983	6781680	No	2022 PS Health Care Center for the Homeless	B22UC120003	EN	05M	LMA	\$5,050.64
2022	6	4983	6793001	No	2022 PS Health Care Center for the Homeless	B22UC120003	EN	05M	LMA	\$7,316.78
2022	6	4983	6793023	No	2022 PS Health Care Center for the Homeless	B22UC120003	EN	05M	LMA	\$7,490.23
2022	6	4983	6794648	No	2022 PS Health Care Center for the Homeless	B22UC120003	EN	05M	LMA	\$11,099.26
2022	6	4983	6794790	No	2022 PS Health Care Center for the Homeless	B22UC120003	EN	05M	LMA	\$3,781.73
									Matrix Code	\$59,701.21
2022	6	4981	6742555	No	2022 PS Grand Avenue - Pathways Drop-In Center	B22UC120003	EN	05O	LMA	\$3,217.34
2022	6	4981	6766356	No	2022 PS Grand Avenue - Pathways Drop-In Center	B22UC120003	EN	05O	LMA	\$2,198.96
2022	6	4981	6766404	No	2022 PS Grand Avenue - Pathways Drop-In Center	B22UC120003	EN	05O	LMA	\$3,272.56
2022	6	4981	6766896	No	2022 PS Grand Avenue - Pathways Drop-In Center	B22UC120003	EN	05O	LMA	\$3,272.56
2022	6	4981	6786051	No	2022 PS Grand Avenue - Pathways Drop-In Center	B22UC120003	EN	05O	LMA	\$4,919.07
2022	6	4981	6794563	No	2022 PS Grand Avenue - Pathways Drop-In Center	B22UC120003	EN	05O	LMA	\$2,290.79
2022	6	4981	6795029	No	2022 PS Grand Avenue - Pathways Drop-In Center	B22UC120003	EN	05O	LMA	\$3,498.63
2022	6	4981	6825035	No	2022 PS Grand Avenue - Pathways Drop-In Center	B22UC120003	EN	05O	LMA	\$3,425.96
2022	6	4981	6825037	No	2022 PS Grand Avenue - Pathways Drop-In Center	B22UC120003	EN	05O	LMA	\$3,628.56
2022	6	4987	6823211	No	2022 PS JUMP Ministries	B22UC120003	EN	05O	LMC	\$3,396.14
2022	6	4987	6825029	No	2022 PS JUMP Ministries	B22UC120003	EN	05O	LMC	\$5,840.00
2022	6	4987	6825624	No	2022 PS JUMP Ministries	B22UC120003	EN	05O	LMC	\$4,745.70
									Matrix Code	\$43,706.27
2021	6	4785	6715031	No	2021 PS Jewish Family Services	B21UC120003	EN	05Q	LMC	\$2,210.95
2022	6	4986	6732688	No	2022 PS Jewish Family Services of Greater Orlando	B22UC120003	EN	05Q	LMC	\$1,850.94
2022	6	4986	6766384	No	2022 PS Jewish Family Services of Greater Orlando	B22UC120003	EN	05Q	LMC	\$4,934.89
2022	6	4986	6766390	No	2022 PS Jewish Family Services of Greater Orlando	B22UC120003	EN	05Q	LMC	\$3,816.66
2022	6	4986	6766397	No	2022 PS Jewish Family Services of Greater Orlando	B22UC120003	EN	05Q	LMC	\$4,512.77
2022	6	4986	6780597	No	2022 PS Jewish Family Services of Greater Orlando	B22UC120003	EN	05Q	LMC	\$4,502.44
2022	6	4986	6792001	No	2022 PS Jewish Family Services of Greater Orlando	B22UC120003	EN	05Q	LMC	\$5,457.35
2022	6	4986	6792002	No	2022 PS Jewish Family Services of Greater Orlando	B22UC120003	EN	05Q	LMC	\$5,028.30
2022	6	4986	6794585	No	2022 PS Jewish Family Services of Greater Orlando	B22UC120003	EN	05Q	LMC	\$4,613.82
2022	6	4986	6830242	No	2022 PS Jewish Family Services of Greater Orlando	B22UC120003	EN	05Q	LMC	\$5,970.73
2022	6	4986	6831025	No	2022 PS Jewish Family Services of Greater Orlando	B22UC120003	EN	05Q	LMC	\$4,661.71
									Matrix Code	\$47,560.56
2021	6	4779	6751871	No	2021 PS Grand Avenue Economic Community Development	B21UC120003	EN	05X	LMC	\$6,496.95
2022	6	4980	6732704	No	2022 PS Grand Avenue Economic Dev	B22UC120003	EN	05X	LMC	\$1,342.71
2022	6	4980	6732711	No	2022 PS Grand Avenue Economic Dev	B22UC120003	EN	05X	LMC	\$717.65
2022	6	4980	6766513	No	2022 PS Grand Avenue Economic Dev	B22UC120003	EN	05X	LMC	\$1,170.15
2022	6	4980	6766519	No	2022 PS Grand Avenue Economic Dev	B22UC120003	EN	05X	LMC	\$3,053.97

Plan Year	IDIS Project	IDIS Activity	Voucher Number	Activity to prevent, prepare for, and respond to Coronavirus	Activity Name	Grant Number	Fund Type	Matrix Code	National Objective	Drawn Amount	
2022	6	4980	6766958	No	2022 PS Grand Avenue Economic Dev	B22UC120003	EN	05X	LMC	\$4,114.59	
2022	6	4980	6781595	No	2022 PS Grand Avenue Economic Dev	B22UC120003	EN	05X	LMC	\$5,942.81	
2022	6	4980	6794579	No	2022 PS Grand Avenue Economic Dev	B22UC120003	EN	05X	LMC	\$4,195.99	
2022	6	4980	6794581	No	2022 PS Grand Avenue Economic Dev	B22UC120003	EN	05X	LMC	\$4,155.27	
2022	6	4980	6825040	No	2022 PS Grand Avenue Economic Dev	B22UC120003	EN	05X	LMC	\$4,008.33	
2022	6	4980	6825042	No	2022 PS Grand Avenue Economic Dev	B22UC120003	EN	05X	LMC	\$3,911.13	
									05X	Matrix Code	\$39,109.55
										\$886,462.12	
										\$33,063.86	
Total										\$919,525.98	

LINE 37 DETAIL: ACTIVITIES INCLUDED IN THE COMPUTATION OF LINE 37

Plan Year	IDIS Project	IDIS Activity	Voucher Number	Activity Name	Matrix Code	National Objective	Drawn Amount
2021	7	4695	6692587	2021 CDBG Administration	21A		\$0.85
2021	7	4695	6722245	2021 CDBG Administration	21A		\$80.56
2022	7	4958	6714169	2022 CDBG Administration	21A		\$5,006.26
2022	7	4958	6714905	2022 CDBG Administration	21A		\$43,266.85
2022	7	4958	6715739	2022 CDBG Administration	21A		\$40,827.77
2022	7	4958	6716480	2022 CDBG Administration	21A		\$2.49
2022	7	4958	6716837	2022 CDBG Administration	21A		\$8,258.25
2022	7	4958	6717564	2022 CDBG Administration	21A		\$75.00
2022	7	4958	6717569	2022 CDBG Administration	21A		\$62.93
2022	7	4958	6718780	2022 CDBG Administration	21A		\$31.25
2022	7	4958	6719414	2022 CDBG Administration	21A		\$245.30
2022	7	4958	6719466	2022 CDBG Administration	21A		\$17.31
2022	7	4958	6719685	2022 CDBG Administration	21A		\$308.75
2022	7	4958	6720268	2022 CDBG Administration	21A		\$808.54
2022	7	4958	6721597	2022 CDBG Administration	21A		\$80.48
2022	7	4958	6721640	2022 CDBG Administration	21A		\$80.48
2022	7	4958	6722352	2022 CDBG Administration	21A		\$688.26
2022	7	4958	6722415	2022 CDBG Administration	21A		\$1.50
2022	7	4958	6722460	2022 CDBG Administration	21A		\$76.07
2022	7	4958	6723119	2022 CDBG Administration	21A		\$120.78
2022	7	4958	6723131	2022 CDBG Administration	21A		\$101.65
2022	7	4958	6723226	2022 CDBG Administration	21A		\$105.57
2022	7	4958	6723615	2022 CDBG Administration	21A		\$345.65
2022	7	4958	6723628	2022 CDBG Administration	21A		\$53.94
2022	7	4958	6723632	2022 CDBG Administration	21A		\$11.52
2022	7	4958	6723633	2022 CDBG Administration	21A		\$691.30
2022	7	4958	6724057	2022 CDBG Administration	21A		\$105.80
2022	7	4958	6724224	2022 CDBG Administration	21A		\$98.42
2022	7	4958	6724539	2022 CDBG Administration	21A		\$180.02
2022	7	4958	6724545	2022 CDBG Administration	21A		\$512.90
2022	7	4958	6724652	2022 CDBG Administration	21A		\$340.08
2022	7	4958	6724757	2022 CDBG Administration	21A		\$5,006.26
2022	7	4958	6724885	2022 CDBG Administration	21A		\$303.34
2022	7	4958	6724945	2022 CDBG Administration	21A		\$33.45
2022	7	4958	6725126	2022 CDBG Administration	21A		\$256.68
2022	7	4958	6725147	2022 CDBG Administration	21A		\$335.90
2022	7	4958	6725246	2022 CDBG Administration	21A		\$156.10
2022	7	4958	6725282	2022 CDBG Administration	21A		\$33.45
2022	7	4958	6725369	2022 CDBG Administration	21A		\$607.68
2022	7	4958	6725728	2022 CDBG Administration	21A		\$75.93
2022	7	4958	6726031	2022 CDBG Administration	21A		\$219.00
2022	7	4958	6726533	2022 CDBG Administration	21A		\$647.76
2022	7	4958	6727108	2022 CDBG Administration	21A		\$189.55
2022	7	4958	6727133	2022 CDBG Administration	21A		\$237.94
2022	7	4958	6727138	2022 CDBG Administration	21A		\$78.05
2022	7	4958	6727153	2022 CDBG Administration	21A		\$367.95
2022	7	4958	6727672	2022 CDBG Administration	21A		\$80.48
2022	7	4958	6727731	2022 CDBG Administration	21A		\$511.94
2022	7	4958	6727790	2022 CDBG Administration	21A		\$351.23
2022	7	4958	6727889	2022 CDBG Administration	21A		\$156.10
2022	7	4958	6727992	2022 CDBG Administration	21A		\$200.70
2022	7	4958	6728048	2022 CDBG Administration	21A		\$362.38



Office of Community Planning and Development
U.S. Department of Housing and Urban Development
Integrated Disbursement and Information System
PR26 - CDBG Financial Summary Report
Program Year 2022
ORANGE COUNTY , FL

DATE: 11-30-23
TIME: 10:54
PAGE: 12

Plan Year	IDIS Project	IDIS Activity	Voucher Number	Activity Name	Matrix Code	National Objective	Drawn Amount
2022	7	4958	6728143	2022 CDBG Administration	21A		\$156.10
2022	7	4958	6728865	2022 CDBG Administration	21A		\$191.33
2022	7	4958	6728983	2022 CDBG Administration	21A		\$444.43
2022	7	4958	6729007	2022 CDBG Administration	21A		\$111.80
2022	7	4958	6729774	2022 CDBG Administration	21A		\$530.06
2022	7	4958	6730545	2022 CDBG Administration	21A		\$256.45
2022	7	4958	6731626	2022 CDBG Administration	21A		\$51,456.11
2022	7	4958	6732429	2022 CDBG Administration	21A		\$71.22
2022	7	4958	6733056	2022 CDBG Administration	21A		\$278.54
2022	7	4958	6733358	2022 CDBG Administration	21A		\$13.59
2022	7	4958	6733682	2022 CDBG Administration	21A		\$344.49
2022	7	4958	6734568	2022 CDBG Administration	21A		\$66.89
2022	7	4958	6734593	2022 CDBG Administration	21A		\$877.41
2022	7	4958	6734603	2022 CDBG Administration	21A		\$248.60
2022	7	4958	6734608	2022 CDBG Administration	21A		\$719.85
2022	7	4958	6734624	2022 CDBG Administration	21A		\$5,006.26
2022	7	4958	6735254	2022 CDBG Administration	21A		\$135.28
2022	7	4958	6735443	2022 CDBG Administration	21A		\$5,006.26
2022	7	4958	6735648	2022 CDBG Administration	21A		\$11,000.00
2022	7	4958	6738267	2022 CDBG Administration	21A		\$44,227.15
2022	7	4958	6738291	2022 CDBG Administration	21A		\$7.19
2022	7	4958	6738700	2022 CDBG Administration	21A		\$4,908.10
2022	7	4958	6738701	2022 CDBG Administration	21A		\$5,006.26
2022	7	4958	6738806	2022 CDBG Administration	21A		\$1,090.47
2022	7	4958	6739119	2022 CDBG Administration	21A		\$2,790.00
2022	7	4958	6739351	2022 CDBG Administration	21A		\$284.00
2022	7	4958	6740231	2022 CDBG Administration	21A		\$6.68
2022	7	4958	6740514	2022 CDBG Administration	21A		\$911.00
2022	7	4958	6740640	2022 CDBG Administration	21A		\$564.16
2022	7	4958	6740737	2022 CDBG Administration	21A		\$429.27
2022	7	4958	6740761	2022 CDBG Administration	21A		\$345.65
2022	7	4958	6742863	2022 CDBG Administration	21A		\$117.08
2022	7	4958	6743013	2022 CDBG Administration	21A		\$404.97
2022	7	4958	6743238	2022 CDBG Administration	21A		\$172.88
2022	7	4958	6744136	2022 CDBG Administration	21A		\$315.59
2022	7	4958	6744951	2022 CDBG Administration	21A		\$211.60
2022	7	4958	6746031	2022 CDBG Administration	21A		\$53,361.96
2022	7	4958	6746450	2022 CDBG Administration	21A		\$651.72
2022	7	4958	6746841	2022 CDBG Administration	21A		\$5,006.26
2022	7	4958	6747656	2022 CDBG Administration	21A		\$80.54
2022	7	4958	6747724	2022 CDBG Administration	21A		\$39.02
2022	7	4958	6747804	2022 CDBG Administration	21A		\$172.82
2022	7	4958	6747919	2022 CDBG Administration	21A		\$183.98
2022	7	4958	6748516	2022 CDBG Administration	21A		\$47,315.46
2022	7	4958	6748973	2022 CDBG Administration	21A		\$44,096.75
2022	7	4958	6749381	2022 CDBG Administration	21A		\$167.25
2022	7	4958	6749594	2022 CDBG Administration	21A		\$65.77
2022	7	4958	6751044	2022 CDBG Administration	21A		\$429.27
2022	7	4958	6751917	2022 CDBG Administration	21A		\$1,764.00
2022	7	4958	6752634	2022 CDBG Administration	21A		\$617.28
2022	7	4958	6754267	2022 CDBG Administration	21A		\$46,051.30
2022	7	4958	6755448	2022 CDBG Administration	21A		\$40,131.89
2022	7	4958	6756930	2022 CDBG Administration	21A		\$41,226.80
2022	7	4958	6757328	2022 CDBG Administration	21A		\$1,152.60
2022	7	4958	6757329	2022 CDBG Administration	21A		\$52.03
2022	7	4958	6757480	2022 CDBG Administration	21A		\$3,640.50
2022	7	4958	6757489	2022 CDBG Administration	21A		\$66.89
2022	7	4958	6758283	2022 CDBG Administration	21A		\$1,350.00
2022	7	4958	6758400	2022 CDBG Administration	21A		\$5,006.26
2022	7	4958	6759697	2022 CDBG Administration	21A		\$1,297.00
2022	7	4958	6762435	2022 CDBG Administration	21A		\$356.80
2022	7	4958	6762735	2022 CDBG Administration	21A		\$446.00
2022	7	4958	6762983	2022 CDBG Administration	21A		\$413.00
2022	7	4958	6764451	2022 CDBG Administration	21A		\$776.47
2022	7	4958	6764579	2022 CDBG Administration	21A		\$3,430.00
2022	7	4958	6764606	2022 CDBG Administration	21A		\$446.00
2022	7	4958	6764641	2022 CDBG Administration	21A		\$356.80
2022	7	4958	6765064	2022 CDBG Administration	21A		\$156.50
2022	7	4958	6765185	2022 CDBG Administration	21A		\$25,915.87
2022	7	4958	6765210	2022 CDBG Administration	21A		\$25,464.74
2022	7	4958	6766097	2022 CDBG Administration	21A		\$412.55



Office of Community Planning and Development
U.S. Department of Housing and Urban Development
Integrated Disbursement and Information System
PR26 - CDBG Financial Summary Report
Program Year 2022
ORANGE COUNTY , FL

DATE: 11-30-23
TIME: 10:54
PAGE: 13

Plan Year	IDIS Project	IDIS Activity	Voucher Number	Activity Name	Matrix Code	National Objective	Drawn Amount
2022	7	4958	6766266	2022 CDBG Administration	21A		\$139.38
2022	7	4958	6766278	2022 CDBG Administration	21A		\$16.60
2022	7	4958	6766617	2022 CDBG Administration	21A		\$78.05
2022	7	4958	6767319	2022 CDBG Administration	21A		\$529.83
2022	7	4958	6768928	2022 CDBG Administration	21A		\$58.09
2022	7	4958	6769477	2022 CDBG Administration	21A		\$267.60
2022	7	4958	6770562	2022 CDBG Administration	21A		\$1,699.79
2022	7	4958	6770592	2022 CDBG Administration	21A		\$305.68
2022	7	4958	6770883	2022 CDBG Administration	21A		\$3,825.00
2022	7	4958	6771232	2022 CDBG Administration	21A		\$5,006.26
2022	7	4958	6771494	2022 CDBG Administration	21A		\$247.80
2022	7	4958	6772648	2022 CDBG Administration	21A		\$262.02
2022	7	4958	6772682	2022 CDBG Administration	21A		\$446.00
2022	7	4958	6773522	2022 CDBG Administration	21A		\$80.50
2022	7	4958	6773786	2022 CDBG Administration	21A		\$356.80
2022	7	4958	6774048	2022 CDBG Administration	21A		\$4,320.00
2022	7	4958	6774067	2022 CDBG Administration	21A		\$450.00
2022	7	4958	6774069	2022 CDBG Administration	21A		\$375.45
2022	7	4958	6776069	2022 CDBG Administration	21A		\$312.20
2022	7	4958	6776389	2022 CDBG Administration	21A		\$815.68
2022	7	4958	6776674	2022 CDBG Administration	21A		\$637.56
2022	7	4958	6776704	2022 CDBG Administration	21A		\$660.80
2022	7	4958	6778113	2022 CDBG Administration	21A		\$43,741.86
2022	7	4958	6779065	2022 CDBG Administration	21A		\$256.45
2022	7	4958	6779074	2022 CDBG Administration	21A		\$340.07
2022	7	4958	6779082	2022 CDBG Administration	21A		\$80.50
2022	7	4958	6780914	2022 CDBG Administration	21A		\$38,181.16
2022	7	4958	6781424	2022 CDBG Administration	21A		\$5.76
2022	7	4958	6781825	2022 CDBG Administration	21A		\$5,006.26
2022	7	4958	6784223	2022 CDBG Administration	21A		\$42,149.25
2022	7	4958	6784704	2022 CDBG Administration	21A		\$440.42
2022	7	4958	6784738	2022 CDBG Administration	21A		\$446.00
2022	7	4958	6784845	2022 CDBG Administration	21A		\$495.60
2022	7	4958	6785189	2022 CDBG Administration	21A		\$80.54
2022	7	4958	6785832	2022 CDBG Administration	21A		\$165.20
2022	7	4958	6785988	2022 CDBG Administration	21A		\$26.08
2022	7	4958	6787121	2022 CDBG Administration	21A		\$47.78
2022	7	4958	6787148	2022 CDBG Administration	21A		\$7,371.20
2022	7	4958	6787393	2022 CDBG Administration	21A		\$264.00
2022	7	4958	6787510	2022 CDBG Administration	21A		\$826.00
2022	7	4958	6788979	2022 CDBG Administration	21A		\$637.91
2022	7	4958	6788999	2022 CDBG Administration	21A		\$446.00
2022	7	4958	6789577	2022 CDBG Administration	21A		\$40,807.13
2022	7	4958	6789610	2022 CDBG Administration	21A		\$826.00
2022	7	4958	6789728	2022 CDBG Administration	21A		\$10.00
2022	7	4958	6790846	2022 CDBG Administration	21A		\$362.37
2022	7	4958	6791149	2022 CDBG Administration	21A		\$44,088.83
2022	7	4958	6791299	2022 CDBG Administration	21A		\$495.60
2022	7	4958	6792007	2022 CDBG Administration	21A		\$43,206.97
2022	7	4958	6792147	2022 CDBG Administration	21A		\$63.29
2022	7	4958	6792600	2022 CDBG Administration	21A		\$40,910.04
2022	7	4958	6792987	2022 CDBG Administration	21A		\$297.11
2022	7	4958	6793878	2022 CDBG Administration	21A		\$5,006.26
2022	7	4958	6793897	2022 CDBG Administration	21A		\$40,605.59
2022	7	4958	6793956	2022 CDBG Administration	21A		\$356.80
2022	7	4958	6793994	2022 CDBG Administration	21A		\$356.80
2022	7	4958	6794175	2022 CDBG Administration	21A		\$80.50
2022	7	4958	6796018	2022 CDBG Administration	21A		\$68.94
2022	7	4958	6796044	2022 CDBG Administration	21A		\$40,423.41
2022	7	4958	6797038	2022 CDBG Administration	21A		\$15.00
2022	7	4958	6797041	2022 CDBG Administration	21A		\$44.76
2022	7	4958	6797044	2022 CDBG Administration	21A		\$45.00
2022	7	4958	6797191	2022 CDBG Administration	21A		\$356.80
2022	7	4958	6797205	2022 CDBG Administration	21A		\$349.23
2022	7	4958	6797229	2022 CDBG Administration	21A		\$55.75
2022	7	4958	6797247	2022 CDBG Administration	21A		\$80.68
2022	7	4958	6797550	2022 CDBG Administration	21A		\$1,889.95
2022	7	4958	6797625	2022 CDBG Administration	21A		\$401.40
2022	7	4958	6797652	2022 CDBG Administration	21A		\$392.35
2022	7	4958	6799162	2022 CDBG Administration	21A		\$3,520.75
2022	7	4958	6799281	2022 CDBG Administration	21A		\$330.40

Office of Community Planning and Development
U.S. Department of Housing and Urban Development
Integrated Disbursement and Information System



PART I: SUMMARY OF CDBG-CV RESOURCES

01 CDBG-CV GRANT	12,303,808.00
02 FUNDS RETURNED TO THE LINE-OF-CREDIT	0.00
03 FUNDS RETURNED TO THE LOCAL CDBG ACCOUNT	0.00
04 TOTAL CDBG-CV FUNDS AWARDED	12,303,808.00

PART II: SUMMARY OF CDBG-CV EXPENDITURES

05 DISBURSEMENTS OTHER THAN SECTION 108 REPAYMENTS AND PLANNING/ADMINISTRATION	8,800,447.23
06 DISBURSED IN IDIS FOR PLANNING/ADMINISTRATION	667,115.52
07 DISBURSED IN IDIS FOR SECTION 108 REPAYMENTS	0.00
08 TOTAL EXPENDITURES (SUM, LINES 05 - 07)	9,467,562.75
09 UNEXPENDED BALANCE (LINE 04 - LINE8)	2,836,245.25

PART III: LOWMOD BENEFIT FOR THE CDBG-CV GRANT

10 EXPENDED FOR LOW/MOD HOUSING IN SPECIAL AREAS	0.00
11 EXPENDED FOR LOW/MOD MULTI-UNIT HOUSING	0.00
12 DISBURSED FOR OTHER LOW/MOD ACTIVITIES	8,750,447.23
13 TOTAL LOW/MOD CREDIT (SUM, LINES 10 - 12)	8,750,447.23
14 AMOUNT SUBJECT TO LOW/MOD BENEFIT (LINE 05)	8,800,447.23
15 PERCENT LOW/MOD CREDIT (LINE 13/LINE 14)	99.43%

PART IV: PUBLIC SERVICE (PS) CALCULATIONS

16 DISBURSED IN IDIS FOR PUBLIC SERVICES	5,869,495.07
17 CDBG-CV GRANT	12,303,808.00
18 PERCENT OF FUNDS DISBURSED FOR PS ACTIVITIES (LINE 16/LINE 17)	47.70%

PART V: PLANNING AND ADMINISTRATION (PA) CAP

19 DISBURSED IN IDIS FOR PLANNING/ADMINISTRATION	677,135.40
20 CDBG-CV GRANT	12,303,808.00
21 PERCENT OF FUNDS DISBURSED FOR PA ACTIVITIES (LINE 19/LINE 20)	5.50%



Office of Community Planning and Development
U.S. Department of Housing and Urban Development
Integrated Disbursement and Information System
PR26 - CDBG-CV Financial Summary Report
ORANGE COUNTY , FL

DATE: 11-30-23
TIME: 10:56
PAGE: 2

LINE 10 DETAIL: ACTIVITIES TO CONSIDER IN DETERMINING THE AMOUNT TO ENTER ON LINE 10

No data returned for this view. This might be because the applied filter excludes all data.

LINE 11 DETAIL: ACTIVITIES TO CONSIDER IN DETERMINING THE AMOUNT TO ENTER ON LINE 11

Plan Year	IDIS Project	IDIS Activity	Activity Name	Matrix Code	National Objective	Drawn Amount
2020	18	4752	2020 CV3 CIP Housing Authority of Winter Park	14B	LMH	\$50,000.00
Total						\$50,000.00

LINE 12 DETAIL: ACTIVITIES INCLUDED IN THE COMPUTATION OF LINE 12

Plan Year	IDIS Project	IDIS Activity	Voucher Number	Activity Name	Matrix Code	National Objective	Drawn Amount
2020	2	4399	6418788	2020 CV CIP Winter Park Housing Authority (Tuscany)	05Z	LMC	\$7,500.00
			6511509	2020 CV CIP Winter Park Housing Authority (Tuscany)	05Z	LMC	\$8,500.00
		5023	6800636	2020 CV CDBG CIP The Salvation Army	03C	LMC	\$292,472.02
			6820419	2020 CV CDBG CIP The Salvation Army	03C	LMC	\$120,598.71
			6824943	2020 CV CDBG CIP The Salvation Army	03C	LMC	\$162,807.83
	3	4380	6457621	2020 CV PS Center for Independent Living	05B	LMC	\$4,875.79
			6458995	2020 CV PS Center for Independent Living	05B	LMC	\$5,009.92
			6459030	2020 CV PS Center for Independent Living	05B	LMC	\$5,752.15
			6479727	2020 CV PS Center for Independent Living	05B	LMC	\$8,014.88
			6479764	2020 CV PS Center for Independent Living	05B	LMC	\$5,516.21
			6486202	2020 CV PS Center for Independent Living	05B	LMC	\$4,469.20
			6486312	2020 CV PS Center for Independent Living	05B	LMC	\$5,096.68
			6512767	2020 CV PS Center for Independent Living	05B	LMC	\$400.00
			6512780	2020 CV PS Center for Independent Living	05B	LMC	\$400.00
			6512799	2020 CV PS Center for Independent Living	05B	LMC	\$400.00
			6512808	2020 CV PS Center for Independent Living	05B	LMC	\$400.00
			6512830	2020 CV PS Center for Independent Living	05B	LMC	\$400.00
			6542091	2020 CV PS Center for Independent Living	05B	LMC	\$2,099.61
			6546360	2020 CV PS Center for Independent Living	05B	LMC	\$4,512.75
			6546372	2020 CV PS Center for Independent Living	05B	LMC	\$1,117.98
			6547223	2020 CV PS Center for Independent Living	05B	LMC	\$1,134.84
		4381	6435037	2020 CV PS Coalition for the Homeless	03T	LMC	\$1,189.18
			6449378	2020 CV PS Coalition for the Homeless	03T	LMC	\$8,663.72
			6461017	2020 CV PS Coalition for the Homeless	03T	LMC	\$2,444.80
			6462315	2020 CV PS Coalition for the Homeless	03T	LMC	\$17,925.84
			6462655	2020 CV PS Coalition for the Homeless	03T	LMC	\$5,713.73
			6465853	2020 CV PS Coalition for the Homeless	03T	LMC	\$8,074.64
			6469302	2020 CV PS Coalition for the Homeless	03T	LMC	\$31,422.80
			6472924	2020 CV PS Coalition for the Homeless	03T	LMC	\$19,703.33
			6491099	2020 CV PS Coalition for the Homeless	03T	LMC	\$27,621.07
			6507696	2020 CV PS Coalition for the Homeless	03T	LMC	\$23,711.63
			6519329	2020 CV PS Coalition for the Homeless	03T	LMC	\$31,706.55
			6519945	2020 CV PS Coalition for the Homeless	03T	LMC	\$31,591.75
			6546590	2020 CV PS Coalition for the Homeless	03T	LMC	\$1,833.31
			6552247	2020 CV PS Coalition for the Homeless	03T	LMC	\$64,542.86
			6552270	2020 CV PS Coalition for the Homeless	03T	LMC	\$55,118.92
			6558131	2020 CV PS Coalition for the Homeless	03T	LMC	\$55,379.20
		4382	6454713	2020 CV PS Community Coordinated Care for the Children	05L	LMC	\$3,798.44
			6457063	2020 CV PS Community Coordinated Care for the Children	05L	LMC	\$9,731.99
			6457452	2020 CV PS Community Coordinated Care for the Children	05L	LMC	\$10,934.24



Office of Community Planning and Development
U.S. Department of Housing and Urban Development
Integrated Disbursement and Information System
PR26 - CDBG-CV Financial Summary Report
ORANGE COUNTY , FL

DATE: 11-30-23
TIME: 10:56
PAGE: 3

Plan Year	IDIS Project	IDIS Activity	Voucher Number	Activity Name	Matrix Code	National Objective	Drawn Amount
2020	3	4382	6475338	2020 CV PS Community Coordinated Care for the Children	05L	LMC	\$9,258.86
			6475340	2020 CV PS Community Coordinated Care for the Children	05L	LMC	\$4,674.74
			6482818	2020 CV PS Community Coordinated Care for the Children	05L	LMC	\$9,702.44
			6483034	2020 CV PS Community Coordinated Care for the Children	05L	LMC	\$7,962.02
			6509325	2020 CV PS Community Coordinated Care for the Children	05L	LMC	\$6,318.83
			6520060	2020 CV PS Community Coordinated Care for the Children	05L	LMC	\$52,905.32
			6543810	2020 CV PS Community Coordinated Care for the Children	05L	LMC	\$10,848.57
			6544017	2020 CV PS Community Coordinated Care for the Children	05L	LMC	\$8,346.43
			6544025	2020 CV PS Community Coordinated Care for the Children	05L	LMC	\$9,239.79
		4383	6446695	2020 CV PS Community Legal Service	05C	LMC	\$7,242.34
			6449480	2020 CV PS Community Legal Service	05C	LMC	\$17,772.08
			6459078	2020 CV PS Community Legal Service	05C	LMC	\$13,885.83
			6479410	2020 CV PS Community Legal Service	05C	LMC	\$52,382.01
			6496433	2020 CV PS Community Legal Service	05C	LMC	\$13,143.22
			6497149	2020 CV PS Community Legal Service	05C	LMC	\$10,847.82
			6498356	2020 CV PS Community Legal Service	05C	LMC	\$43,647.22
			6502683	2020 CV PS Community Legal Service	05C	LMC	\$18,010.75
			6547024	2020 CV PS Community Legal Service	05C	LMC	\$14,712.52
			6547182	2020 CV PS Community Legal Service	05C	LMC	\$25,194.94
			6547205	2020 CV PS Community Legal Service	05C	LMC	\$13,762.59
			6551169	2020 CV PS Community Legal Service	05C	LMC	\$9,991.01
			6564730	2020 CV PS Community Legal Service	05C	LMC	\$21.93
			6564734	2020 CV PS Community Legal Service	05C	LMC	\$115.94
			6566462	2020 CV PS Community Legal Service	05C	LMC	\$318.35
			6567846	2020 CV PS Community Legal Service	05C	LMC	\$401.63
			6568963	2020 CV PS Community Legal Service	05C	LMC	\$164.90
		4384	6455380	2020 CV PS Covenant House Florida	03T	LMC	\$3,360.88
			6461321	2020 CV PS Covenant House Florida	03T	LMC	\$3,885.14
			6467626	2020 CV PS Covenant House Florida	03T	LMC	\$4,197.08
			6472256	2020 CV PS Covenant House Florida	03T	LMC	\$10,719.36
			6478002	2020 CV PS Covenant House Florida	03T	LMC	\$8,034.54
			6480082	2020 CV PS Covenant House Florida	03T	LMC	\$6,240.63
			6505578	2020 CV PS Covenant House Florida	03T	LMC	\$5,322.11
			6505679	2020 CV PS Covenant House Florida	03T	LMC	\$6,211.99
			6507627	2020 CV PS Covenant House Florida	03T	LMC	\$5,314.03
			6552920	2020 CV PS Covenant House Florida	03T	LMC	\$6,397.81
			6552987	2020 CV PS Covenant House Florida	03T	LMC	\$3,257.43
		4385	6485748	2020 CV PS Hispanic Federation	05X	LMH	\$1,878.31
			6498281	2020 CV PS Hispanic Federation	05X	LMH	\$10,167.85
			6498631	2020 CV PS Hispanic Federation	05X	LMH	\$9,805.98
			6549877	2020 CV PS Hispanic Federation	05X	LMH	\$43,970.08
			6549878	2020 CV PS Hispanic Federation	05X	LMH	\$51,633.80
			6550152	2020 CV PS Hispanic Federation	05X	LMH	\$22,049.82
			6550231	2020 CV PS Hispanic Federation	05X	LMH	\$24,278.29
			6551765	2020 CV PS Hispanic Federation	05X	LMH	\$3,792.93
			6551922	2020 CV PS Hispanic Federation	05X	LMH	\$48,041.74
		4387	6457067	2020 CV PS Jewish Family Services (Rental Assistance)	05Q	LMC	\$693.91
			6457072	2020 CV PS Jewish Family Services (Rental Assistance)	05Q	LMC	\$2,827.89
			6457076	2020 CV PS Jewish Family Services (Rental Assistance)	05Q	LMC	\$143,402.05
			6468997	2020 CV PS Jewish Family Services (Rental Assistance)	05Q	LMC	\$551.57
			6469586	2020 CV PS Jewish Family Services (Rental Assistance)	05Q	LMC	\$120,131.41
			6472986	2020 CV PS Jewish Family Services (Rental Assistance)	05Q	LMC	\$160,928.16
			6473354	2020 CV PS Jewish Family Services (Rental Assistance)	05Q	LMC	\$144,121.81
			6492215	2020 CV PS Jewish Family Services (Rental Assistance)	05Q	LMC	\$4,466.62
			6519884	2020 CV PS Jewish Family Services (Rental Assistance)	05Q	LMC	\$463.51
			6543994	2020 CV PS Jewish Family Services (Rental Assistance)	05Q	LMC	\$59,224.73
			6544028	2020 CV PS Jewish Family Services (Rental Assistance)	05Q	LMC	\$102,537.68
			6546409	2020 CV PS Jewish Family Services (Rental Assistance)	05Q	LMC	\$276,500.66
		4388	6461314	2020 CV PS Jewish Family Services (Food Pantry staff)	05W	LMC	\$3,635.94
			6461315	2020 CV PS Jewish Family Services (Food Pantry staff)	05W	LMC	\$3,945.84
			6461316	2020 CV PS Jewish Family Services (Food Pantry staff)	05W	LMC	\$3,839.09



Office of Community Planning and Development
U.S. Department of Housing and Urban Development
Integrated Disbursement and Information System
PR26 - CDBG-CV Financial Summary Report
ORANGE COUNTY , FL

DATE: 11-30-23
TIME: 10:56
PAGE: 4

Plan Year	IDIS Project	IDIS Activity	Voucher Number	Activity Name	Matrix Code	National Objective	Drawn Amount
2020	3	4388	6470236	2020 CV PS Jewish Family Services (Food Pantry staff)	05W	LMC	\$4,241.38
			6470242	2020 CV PS Jewish Family Services (Food Pantry staff)	05W	LMC	\$3,555.20
			6470381	2020 CV PS Jewish Family Services (Food Pantry staff)	05W	LMC	\$4,242.99
			6479860	2020 CV PS Jewish Family Services (Food Pantry staff)	05W	LMC	\$3,752.96
			6492053	2020 CV PS Jewish Family Services (Food Pantry staff)	05W	LMC	\$3,752.96
			6513577	2020 CV PS Jewish Family Services (Food Pantry staff)	05W	LMC	\$4,033.64
		4389	6494330	2020 CV PS LifeStream Behavioral Center	03T	LMC	\$4,824.84
			6498686	2020 CV PS LifeStream Behavioral Center	03T	LMC	\$8,887.82
			6498687	2020 CV PS LifeStream Behavioral Center	03T	LMC	\$11,342.07
			6515945	2020 CV PS LifeStream Behavioral Center	03T	LMC	\$140.50
			6530323	2020 CV PS LifeStream Behavioral Center	03T	LMC	\$2,254.18
			6546663	2020 CV PS LifeStream Behavioral Center	03T	LMC	\$3,589.84
			6546664	2020 CV PS LifeStream Behavioral Center	03T	LMC	\$1,700.00
			6579301	2020 CV PS LifeStream Behavioral Center	03T	LMC	\$3,510.75
		4390	6459079	2020 CV PS Seniors First	05A	LMC	\$2,899.23
			6459081	2020 CV PS Seniors First	05A	LMC	\$12,451.34
			6460464	2020 CV PS Seniors First	05A	LMC	\$1,811.28
			6460469	2020 CV PS Seniors First	05A	LMC	\$1,710.09
			6466539	2020 CV PS Seniors First	05A	LMC	\$1,851.16
			6500879	2020 CV PS Seniors First	05A	LMC	\$16,734.60
			6529166	2020 CV PS Seniors First	05A	LMC	\$2,654.01
			6529182	2020 CV PS Seniors First	05A	LMC	\$1,268.28
			6547387	2020 CV PS Seniors First	05A	LMC	\$31,638.17
			6551545	2020 CV PS Seniors First	05A	LMC	\$31,168.20
			6551689	2020 CV PS Seniors First	05A	LMC	\$32,806.72
			6552886	2020 CV PS Seniors First	05A	LMC	\$23,006.43
		4391	6416548	2020 CV PS SOS by Urbander	05H	LMA	\$3,000.00
			6461317	2020 CV PS SOS by Urbander	05H	LMA	\$1,500.00
			6461319	2020 CV PS SOS by Urbander	05H	LMA	\$1,500.00
			6496418	2020 CV PS SOS by Urbander	05H	LMA	\$750.00
			6508604	2020 CV PS SOS by Urbander	05H	LMA	\$750.00
			6515084	2020 CV PS SOS by Urbander	05H	LMA	\$4,750.00
			6551623	2020 CV PS SOS by Urbander	05H	LMA	\$4,950.00
			6551673	2020 CV PS SOS by Urbander	05H	LMA	\$4,000.00
			6551851	2020 CV PS SOS by Urbander	05H	LMA	\$1,500.00
			6551853	2020 CV PS SOS by Urbander	05H	LMA	\$750.00
			6551854	2020 CV PS SOS by Urbander	05H	LMA	\$750.00
		4392	6500198	2020 CV PS The Jobs Partnership	05H	LMC	\$5,832.66
			6500212	2020 CV PS The Jobs Partnership	05H	LMC	\$5,068.30
			6510877	2020 CV PS The Jobs Partnership	05H	LMC	\$5,398.90
			6518392	2020 CV PS The Jobs Partnership	05H	LMC	\$5,148.82
			6521276	2020 CV PS The Jobs Partnership	05H	LMC	\$3,755.51
			6521281	2020 CV PS The Jobs Partnership	05H	LMC	\$4,399.80
			6545413	2020 CV PS The Jobs Partnership	05H	LMC	\$6,205.46
			6593132	2020 CV PS The Jobs Partnership	05H	LMC	\$4,546.82
			6593135	2020 CV PS The Jobs Partnership	05H	LMC	\$4,690.25
			6593138	2020 CV PS The Jobs Partnership	05H	LMC	\$4,655.55
		4393	6489520	2020 CV PS United Against Poverty	05Z	LMC	\$8,210.06
			6489522	2020 CV PS United Against Poverty	05Z	LMC	\$7,873.87
			6489801	2020 CV PS United Against Poverty	05Z	LMC	\$9,972.36
			6491171	2020 CV PS United Against Poverty	05Z	LMC	\$22,455.42
			6491181	2020 CV PS United Against Poverty	05Z	LMC	\$16,340.56
			6491509	2020 CV PS United Against Poverty	05Z	LMC	\$16,497.07
			6491512	2020 CV PS United Against Poverty	05Z	LMC	\$16,492.94
			6491514	2020 CV PS United Against Poverty	05Z	LMC	\$17,058.24
			6494370	2020 CV PS United Against Poverty	05Z	LMC	\$23,335.62
			6494384	2020 CV PS United Against Poverty	05Z	LMC	\$13,435.26
			6500830	2020 CV PS United Against Poverty	05Z	LMC	\$13,365.22
			6523107	2020 CV PS United Against Poverty	05Z	LMC	\$18,965.50
		4394	6499684	2020 CV PS Grand Avenue (Pathlight Home for Covid)	05Z	LMC	\$435.75
			6499738	2020 CV PS Grand Avenue (Pathlight Home for Covid)	05Z	LMC	\$2,421.16



Office of Community Planning and Development
U.S. Department of Housing and Urban Development
Integrated Disbursement and Information System
PR26 - CDBG-CV Financial Summary Report
ORANGE COUNTY , FL

DATE: 11-30-23
TIME: 10:56
PAGE: 5

Plan Year	IDIS Project	IDIS Activity	Voucher Number	Activity Name	Matrix Code	National Objective	Drawn Amount
2020	3	4394	6499783	2020 CV PS Grand Avenue (Pathlight Home for Covid)	05Z	LMC	\$2,837.88
			6508491	2020 CV PS Grand Avenue (Pathlight Home for Covid)	05Z	LMC	\$7,427.98
			6508582	2020 CV PS Grand Avenue (Pathlight Home for Covid)	05Z	LMC	\$4,840.88
			6508594	2020 CV PS Grand Avenue (Pathlight Home for Covid)	05Z	LMC	\$6,621.79
			6531581	2020 CV PS Grand Avenue (Pathlight Home for Covid)	05Z	LMC	\$4,179.68
			6534482	2020 CV PS Grand Avenue (Pathlight Home for Covid)	05Z	LMC	\$1,642.64
			6534640	2020 CV PS Grand Avenue (Pathlight Home for Covid)	05Z	LMC	\$3,610.24
	18	4750	6644330	2020 CV3 CIP Aspire Health partners (MAT Clinic)	03P	LMC	\$98,788.04
			6666476	2020 CV3 CIP Aspire Health partners (MAT Clinic)	03P	LMC	\$34,973.96
		4751	6665580	2020 CV3 CIP Jewish Family Sercices (Food Pantry)	05W	LMC	\$41,711.03
		4884	6664960	2020 CV3 CIP Grand Avenue Eco Dev Acquisition 3240 W Colonial	01	LMA	\$1,540,000.00
		4971	6767329	2022 CDBG CV3 CIP Primrose Center	03B	LMC	\$72,450.00
			6767387	2022 CDBG CV3 CIP Primrose Center	03B	LMC	\$205,275.00
		4972	6765768	2022 CDBG CV3 CIP United Against Poverty	03E	LMC	\$353,586.60
	19	4650	6610964	2020 CV3 PS Aspire (Detox Program)	05F	LMC	\$8,947.75
			6610965	2020 CV3 PS Aspire (Detox Program)	05F	LMC	\$11,811.03
			6611230	2020 CV3 PS Aspire (Detox Program)	05F	LMC	\$10,379.39
			6628797	2020 CV3 PS Aspire (Detox Program)	05F	LMC	\$18,611.32
			6634566	2020 CV3 PS Aspire (Detox Program)	05F	LMC	\$22,906.24
			6634584	2020 CV3 PS Aspire (Detox Program)	05F	LMC	\$18,611.32
			6654874	2020 CV3 PS Aspire (Detox Program)	05F	LMC	\$17,179.68
			6676281	2020 CV3 PS Aspire (Detox Program)	05F	LMC	\$21,474.60
			6676282	2020 CV3 PS Aspire (Detox Program)	05F	LMC	\$3,221.19
			6676285	2020 CV3 PS Aspire (Detox Program)	05F	LMC	\$3,937.01
			6676323	2020 CV3 PS Aspire (Detox Program)	05F	LMC	\$3,221.19
			6676325	2020 CV3 PS Aspire (Detox Program)	05F	LMC	\$1,431.64
			6676327	2020 CV3 PS Aspire (Detox Program)	05F	LMC	\$3,579.10
			6678610	2020 CV3 PS Aspire (Detox Program)	05F	LMC	\$21,832.51
		4651	6623159	2020 CV3 PS Catholic Charities (food Pantry)	05W	LMA	\$1,508.61
			6623164	2020 CV3 PS Catholic Charities (food Pantry)	05W	LMA	\$2,524.61
			6623169	2020 CV3 PS Catholic Charities (food Pantry)	05W	LMA	\$2,532.50
			6623180	2020 CV3 PS Catholic Charities (food Pantry)	05W	LMA	\$3,799.61
			6623205	2020 CV3 PS Catholic Charities (food Pantry)	05W	LMA	\$2,535.96
			6623211	2020 CV3 PS Catholic Charities (food Pantry)	05W	LMA	\$2,535.96
			6623218	2020 CV3 PS Catholic Charities (food Pantry)	05W	LMA	\$2,540.78
			6623223	2020 CV3 PS Catholic Charities (food Pantry)	05W	LMA	\$2,524.61
			6641990	2020 CV3 PS Catholic Charities (food Pantry)	05W	LMA	\$3,047.80
			6655699	2020 CV3 PS Catholic Charities (food Pantry)	05W	LMA	\$4,377.81
			6669033	2020 CV3 PS Catholic Charities (food Pantry)	05W	LMA	\$2,071.75
		4652	6614625	2020 CV3 PS Catholic Charities (housing stability)	05U	LMC	\$3,272.38
			6614647	2020 CV3 PS Catholic Charities (housing stability)	05U	LMC	\$4,959.43
			6614651	2020 CV3 PS Catholic Charities (housing stability)	05U	LMC	\$3,295.47
			6614655	2020 CV3 PS Catholic Charities (housing stability)	05U	LMC	\$699.38
			6614700	2020 CV3 PS Catholic Charities (housing stability)	05U	LMC	\$3,389.80
			6614714	2020 CV3 PS Catholic Charities (housing stability)	05U	LMC	\$3,270.93
			6614718	2020 CV3 PS Catholic Charities (housing stability)	05U	LMC	\$3,271.33
			6614724	2020 CV3 PS Catholic Charities (housing stability)	05U	LMC	\$2,774.09
			6656767	2020 CV3 PS Catholic Charities (housing stability)	05U	LMC	\$7,606.60
			6656817	2020 CV3 PS Catholic Charities (housing stability)	05U	LMC	\$5,558.66
			6666459	2020 CV3 PS Catholic Charities (housing stability)	05U	LMC	\$4,656.65
			6684964	2020 CV3 PS Catholic Charities (housing stability)	05U	LMC	\$1,094.94
			6684968	2020 CV3 PS Catholic Charities (housing stability)	05U	LMC	\$1,639.82
			6684973	2020 CV3 PS Catholic Charities (housing stability)	05U	LMC	\$1,258.85
			6684976	2020 CV3 PS Catholic Charities (housing stability)	05U	LMC	\$974.17
			6684980	2020 CV3 PS Catholic Charities (housing stability)	05U	LMC	\$1,222.21
			6684984	2020 CV3 PS Catholic Charities (housing stability)	05U	LMC	\$1,055.29
		4653	6604603	2020 CV3 PS Coalition for the Homeless	05H	LMC	\$2,832.85
			6610067	2020 CV3 PS Coalition for the Homeless	05H	LMC	\$11,605.47
			6610070	2020 CV3 PS Coalition for the Homeless	05H	LMC	\$8,413.41
			6612028	2020 CV3 PS Coalition for the Homeless	05H	LMC	\$10,992.54
			6612038	2020 CV3 PS Coalition for the Homeless	05H	LMC	\$5,091.72



Office of Community Planning and Development
U.S. Department of Housing and Urban Development
Integrated Disbursement and Information System
PR26 - CDBG-CV Financial Summary Report
ORANGE COUNTY , FL

DATE: 11-30-23
TIME: 10:56
PAGE: 6

Plan Year	IDIS Project	IDIS Activity	Voucher Number	Activity Name	Matrix Code	National Objective	Drawn Amount
2020	19	4653	6612053	2020 CV3 PS Coalition for the Homeless	05H	LMC	\$8,714.71
			6624505	2020 CV3 PS Coalition for the Homeless	05H	LMC	\$12,723.71
			6653767	2020 CV3 PS Coalition for the Homeless	05H	LMC	\$12,831.37
			6655013	2020 CV3 PS Coalition for the Homeless	05H	LMC	\$9,072.82
			6728302	2020 CV3 PS Coalition for the Homeless	05H	LMC	\$8,326.85
			6732631	2020 CV3 PS Coalition for the Homeless	05H	LMC	\$7,101.63
		4654	6571046	2020 CV3 PS Community Coordinated Care for Children	05L	LMC	\$39,719.02
			6571057	2020 CV3 PS Community Coordinated Care for Children	05L	LMC	\$4,924.05
			6571060	2020 CV3 PS Community Coordinated Care for Children	05L	LMC	\$23,947.12
			6603154	2020 CV3 PS Community Coordinated Care for Children	05L	LMC	\$35,770.98
			6607799	2020 CV3 PS Community Coordinated Care for Children	05L	LMC	\$21,569.81
			6608221	2020 CV3 PS Community Coordinated Care for Children	05L	LMC	\$12,753.17
			6621746	2020 CV3 PS Community Coordinated Care for Children	05L	LMC	\$12,535.12
			6634678	2020 CV3 PS Community Coordinated Care for Children	05L	LMC	\$13,554.15
			6643103	2020 CV3 PS Community Coordinated Care for Children	05L	LMC	\$14,999.64
			6647012	2020 CV3 PS Community Coordinated Care for Children	05L	LMC	\$11,125.96
			6665631	2020 CV3 PS Community Coordinated Care for Children	05L	LMC	\$11,657.05
			6678944	2020 CV3 PS Community Coordinated Care for Children	05L	LMC	\$4,759.42
		4655	6604523	2020 CV3 PS Community Legal Services of Mid Florida	05C	LMC	\$13,424.96
			6605927	2020 CV3 PS Community Legal Services of Mid Florida	05C	LMC	\$12,910.30
			6609318	2020 CV3 PS Community Legal Services of Mid Florida	05C	LMC	\$11,215.47
			6612114	2020 CV3 PS Community Legal Services of Mid Florida	05C	LMC	\$10,476.54
			6626987	2020 CV3 PS Community Legal Services of Mid Florida	05C	LMC	\$13,350.32
			6636238	2020 CV3 PS Community Legal Services of Mid Florida	05C	LMC	\$20,484.27
			6637608	2020 CV3 PS Community Legal Services of Mid Florida	05C	LMC	\$13,291.46
			6655706	2020 CV3 PS Community Legal Services of Mid Florida	05C	LMC	\$25,035.20
			6662604	2020 CV3 PS Community Legal Services of Mid Florida	05C	LMC	\$17,416.23
			6679280	2020 CV3 PS Community Legal Services of Mid Florida	05C	LMC	\$33,936.05
			6682018	2020 CV3 PS Community Legal Services of Mid Florida	05C	LMC	\$54,493.25
			6683456	2020 CV3 PS Community Legal Services of Mid Florida	05C	LMC	\$1,387.34
			6684770	2020 CV3 PS Community Legal Services of Mid Florida	05C	LMC	\$1,710.71
			6687534	2020 CV3 PS Community Legal Services of Mid Florida	05C	LMC	\$2,974.70
			6689523	2020 CV3 PS Community Legal Services of Mid Florida	05C	LMC	\$4,400.00
			6697919	2020 CV3 PS Community Legal Services of Mid Florida	05C	LMC	\$47,046.50
		4656	6603128	2020 CV3 PS Covenant House Florida	05D	LMC	\$2,472.51
			6605536	2020 CV3 PS Covenant House Florida	05D	LMC	\$6,020.78
			6605547	2020 CV3 PS Covenant House Florida	05D	LMC	\$4,287.61
			6608264	2020 CV3 PS Covenant House Florida	05D	LMC	\$3,992.19
			6609322	2020 CV3 PS Covenant House Florida	05D	LMC	\$4,328.08
			6609329	2020 CV3 PS Covenant House Florida	05D	LMC	\$3,345.62
			6634688	2020 CV3 PS Covenant House Florida	05D	LMC	\$2,377.79
			6637592	2020 CV3 PS Covenant House Florida	05D	LMC	\$3,963.58
			6661635	2020 CV3 PS Covenant House Florida	05D	LMC	\$5,303.69
			6662587	2020 CV3 PS Covenant House Florida	05D	LMC	\$4,053.65
			6676520	2020 CV3 PS Covenant House Florida	05D	LMC	\$4,060.84
			6688731	2020 CV3 PS Covenant House Florida	05D	LMC	\$4,212.50
			6717831	2020 CV3 PS Covenant House Florida	05D	LMC	\$3,854.68
			6735785	2020 CV3 PS Covenant House Florida	05D	LMC	\$4,089.82
		4657	6568959	2020 CV3 PS Grand Ave (job readiness)	05H	LMA	\$3,580.00
			6574697	2020 CV3 PS Grand Ave (job readiness)	05H	LMA	\$4,907.62
			6612632	2020 CV3 PS Grand Ave (job readiness)	05H	LMA	\$8,621.47
			6612656	2020 CV3 PS Grand Ave (job readiness)	05H	LMA	\$8,603.09
			6619456	2020 CV3 PS Grand Ave (job readiness)	05H	LMA	\$11,071.71
			6621694	2020 CV3 PS Grand Ave (job readiness)	05H	LMA	\$8,635.79
			6628135	2020 CV3 PS Grand Ave (job readiness)	05H	LMA	\$8,526.18
			6634669	2020 CV3 PS Grand Ave (job readiness)	05H	LMA	\$8,644.44
			6637850	2020 CV3 PS Grand Ave (job readiness)	05H	LMA	\$7,209.84
			6655109	2020 CV3 PS Grand Ave (job readiness)	05H	LMA	\$11,369.56
			6666965	2020 CV3 PS Grand Ave (job readiness)	05H	LMA	\$7,051.33
			6680539	2020 CV3 PS Grand Ave (job readiness)	05H	LMA	\$7,972.35
		4658	6591182	2020 CV3 PS Health Care Center for the Homeless	05M	LMA	\$34,277.60



Office of Community Planning and Development
U.S. Department of Housing and Urban Development
Integrated Disbursement and Information System
PR26 - CDBG-CV Financial Summary Report
ORANGE COUNTY , FL

DATE: 11-30-23
TIME: 10:56
PAGE: 7

Plan Year	IDIS Project	IDIS Activity	Voucher Number	Activity Name	Matrix Code	National Objective	Drawn Amount
2020	19	4658	6591183	2020 CV3 PS Health Care Center for the Homeless	05M	LMA	\$59,805.76
			6593250	2020 CV3 PS Health Care Center for the Homeless	05M	LMA	\$36,869.72
			6593543	2020 CV3 PS Health Care Center for the Homeless	05M	LMA	\$51,315.85
			6610958	2020 CV3 PS Health Care Center for the Homeless	05M	LMA	\$44,649.49
			6618063	2020 CV3 PS Health Care Center for the Homeless	05M	LMA	\$35,806.75
			6618108	2020 CV3 PS Health Care Center for the Homeless	05M	LMA	\$33,381.96
			6633046	2020 CV3 PS Health Care Center for the Homeless	05M	LMA	\$34,047.30
			6647090	2020 CV3 PS Health Care Center for the Homeless	05M	LMA	\$22,491.04
			6654229	2020 CV3 PS Health Care Center for the Homeless	05M	LMA	\$22,448.99
			6676525	2020 CV3 PS Health Care Center for the Homeless	05M	LMA	\$16,589.51
			6680543	2020 CV3 PS Health Care Center for the Homeless	05M	LMA	\$1,393.98
			6681880	2020 CV3 PS Health Care Center for the Homeless	05M	LMA	\$25,523.18
			6688368	2020 CV3 PS Health Care Center for the Homeless	05M	LMA	\$41,961.71
		4659	6569983	2020 CV3 PS Hispanic Federation (housing stability)	05X	LMC	\$3,400.02
			6569984	2020 CV3 PS Hispanic Federation (housing stability)	05X	LMC	\$3,847.64
			6569985	2020 CV3 PS Hispanic Federation (housing stability)	05X	LMC	\$3,847.64
			6592467	2020 CV3 PS Hispanic Federation (housing stability)	05X	LMC	\$3,847.64
			6603064	2020 CV3 PS Hispanic Federation (housing stability)	05X	LMC	\$3,847.64
			6605681	2020 CV3 PS Hispanic Federation (housing stability)	05X	LMC	\$5,771.45
			6635333	2020 CV3 PS Hispanic Federation (housing stability)	05X	LMC	\$3,959.86
			6635511	2020 CV3 PS Hispanic Federation (housing stability)	05X	LMC	\$4,097.42
			6653389	2020 CV3 PS Hispanic Federation (housing stability)	05X	LMC	\$4,097.42
			6653462	2020 CV3 PS Hispanic Federation (housing stability)	05X	LMC	\$4,097.42
			6665593	2020 CV3 PS Hispanic Federation (housing stability)	05X	LMC	\$4,097.42
			6680532	2020 CV3 PS Hispanic Federation (housing stability)	05X	LMC	\$4,097.42
			6688150	2020 CV3 PS Hispanic Federation (housing stability)	05X	LMC	\$991.00
		4660	6560512	2020 CV3 PS Hispanic Federation (CV19 education and outreach)	05M	LMC	\$3,942.81
			6560951	2020 CV3 PS Hispanic Federation (CV19 education and outreach)	05M	LMC	\$1,831.40
			6561217	2020 CV3 PS Hispanic Federation (CV19 education and outreach)	05M	LMC	\$5,040.38
			6569982	2020 CV3 PS Hispanic Federation (CV19 education and outreach)	05M	LMC	\$8,075.25
			6571568	2020 CV3 PS Hispanic Federation (CV19 education and outreach)	05M	LMC	\$8,780.10
			6593660	2020 CV3 PS Hispanic Federation (CV19 education and outreach)	05M	LMC	\$11,973.43
			6603076	2020 CV3 PS Hispanic Federation (CV19 education and outreach)	05M	LMC	\$4,061.31
			6605567	2020 CV3 PS Hispanic Federation (CV19 education and outreach)	05M	LMC	\$9,610.03
			6605574	2020 CV3 PS Hispanic Federation (CV19 education and outreach)	05M	LMC	\$6,235.85
			6636222	2020 CV3 PS Hispanic Federation (CV19 education and outreach)	05M	LMC	\$4,085.98
			6636227	2020 CV3 PS Hispanic Federation (CV19 education and outreach)	05M	LMC	\$5,483.04
			6640422	2020 CV3 PS Hispanic Federation (CV19 education and outreach)	05M	LMC	\$4,635.21
			6640570	2020 CV3 PS Hispanic Federation (CV19 education and outreach)	05M	LMC	\$1,242.77
		4661	6623092	2020 CV3 PS Hope Community Center	05X	LMC	\$4,782.13
			6623097	2020 CV3 PS Hope Community Center	05X	LMC	\$3,188.09
			6623111	2020 CV3 PS Hope Community Center	05X	LMC	\$3,252.46
			6623121	2020 CV3 PS Hope Community Center	05X	LMC	\$1,912.86
			6623127	2020 CV3 PS Hope Community Center	05X	LMC	\$3,188.09
			6623131	2020 CV3 PS Hope Community Center	05X	LMC	\$3,188.09
			6623144	2020 CV3 PS Hope Community Center	05X	LMC	\$3,252.46
			6625278	2020 CV3 PS Hope Community Center	05X	LMC	\$3,478.10
			6627144	2020 CV3 PS Hope Community Center	05X	LMC	\$5,036.55
			6648125	2020 CV3 PS Hope Community Center	05X	LMC	\$1,149.89
			6648128	2020 CV3 PS Hope Community Center	05X	LMC	\$456.53
			6648142	2020 CV3 PS Hope Community Center	05X	LMC	\$526.28
			6648154	2020 CV3 PS Hope Community Center	05X	LMC	\$7,767.86
			6653939	2020 CV3 PS Hope Community Center	05X	LMC	\$5,632.52
			6659594	2020 CV3 PS Hope Community Center	05X	LMC	\$3,188.09
		4662	6674263	2020 CV3 PS HANDS	05X	LMC	\$24,880.00
			6674276	2020 CV3 PS HANDS	05X	LMC	\$15,938.18
			6674281	2020 CV3 PS HANDS	05X	LMC	\$21,976.90
			6674386	2020 CV3 PS HANDS	05X	LMC	\$14,419.90
			6674464	2020 CV3 PS HANDS	05X	LMC	\$28,778.55
			6674469	2020 CV3 PS HANDS	05X	LMC	\$19,641.49
			6674504	2020 CV3 PS HANDS	05X	LMC	\$14,089.85



Office of Community Planning and Development
U.S. Department of Housing and Urban Development
Integrated Disbursement and Information System
PR26 - CDBG-CV Financial Summary Report
ORANGE COUNTY , FL

DATE: 11-30-23
TIME: 10:56
PAGE: 8

Plan Year	IDIS Project	IDIS Activity	Voucher Number	Activity Name	Matrix Code	National Objective	Drawn Amount
2020	19	4662	6674512	2020 CV3 PS HANDS	05X	LMC	\$18,195.99
			6676369	2020 CV3 PS HANDS	05X	LMC	\$16,278.35
			6676372	2020 CV3 PS HANDS	05X	LMC	\$14,231.48
			6678340	2020 CV3 PS HANDS	05X	LMC	\$5,569.32
			6680496	2020 CV3 PS HANDS	05X	LMC	\$5,999.99
		4663	6574696	2020 CV3 PS IDIGNITY	05C	LMC	\$5,428.83
			6574698	2020 CV3 PS IDIGNITY	05C	LMC	\$5,237.10
			6592873	2020 CV3 PS IDIGNITY	05C	LMC	\$5,160.52
			6597060	2020 CV3 PS IDIGNITY	05C	LMC	\$5,414.90
			6610058	2020 CV3 PS IDIGNITY	05C	LMC	\$6,553.60
			6621250	2020 CV3 PS IDIGNITY	05C	LMC	\$8,987.28
			6621303	2020 CV3 PS IDIGNITY	05C	LMC	\$3,166.13
			6638033	2020 CV3 PS IDIGNITY	05C	LMC	\$2,578.31
			6641969	2020 CV3 PS IDIGNITY	05C	LMC	\$11,091.20
			6653958	2020 CV3 PS IDIGNITY	05C	LMC	\$476.87
			6665468	2020 CV3 PS IDIGNITY	05C	LMC	\$7,716.21
			6678901	2020 CV3 PS IDIGNITY	05C	LMC	\$2,369.05
		4664	6560728	2020 CV3 PS Jewish Family Service (housing stability)	05X	LMC	\$1,261.23
			6567414	2020 CV3 PS Jewish Family Service (housing stability)	05X	LMC	\$4,760.66
			6594735	2020 CV3 PS Jewish Family Service (housing stability)	05X	LMC	\$3,982.12
			6594736	2020 CV3 PS Jewish Family Service (housing stability)	05X	LMC	\$4,092.21
			6624389	2020 CV3 PS Jewish Family Service (housing stability)	05X	LMC	\$4,817.02
			6624398	2020 CV3 PS Jewish Family Service (housing stability)	05X	LMC	\$4,099.06
			6638020	2020 CV3 PS Jewish Family Service (housing stability)	05X	LMC	\$5,063.64
			6638027	2020 CV3 PS Jewish Family Service (housing stability)	05X	LMC	\$4,161.71
			6653954	2020 CV3 PS Jewish Family Service (housing stability)	05X	LMC	\$4,178.20
			6666446	2020 CV3 PS Jewish Family Service (housing stability)	05X	LMC	\$2,353.47
		4665	6559339	2020 CV3 PS Jewish Family Service (Food Pantry staffing needs)	05W	LMC	\$3,278.98
			6559382	2020 CV3 PS Jewish Family Service (Food Pantry staffing needs)	05W	LMC	\$3,582.39
			6559444	2020 CV3 PS Jewish Family Service (Food Pantry staffing needs)	05W	LMC	\$4,298.26
			6559722	2020 CV3 PS Jewish Family Service (Food Pantry staffing needs)	05W	LMC	\$3,510.89
			6567401	2020 CV3 PS Jewish Family Service (Food Pantry staffing needs)	05W	LMC	\$3,661.06
			6592351	2020 CV3 PS Jewish Family Service (Food Pantry staffing needs)	05W	LMC	\$3,747.85
			6594634	2020 CV3 PS Jewish Family Service (Food Pantry staffing needs)	05W	LMC	\$3,826.54
			6624368	2020 CV3 PS Jewish Family Service (Food Pantry staffing needs)	05W	LMC	\$4,422.62
			6624375	2020 CV3 PS Jewish Family Service (Food Pantry staffing needs)	05W	LMC	\$3,549.72
			6636226	2020 CV3 PS Jewish Family Service (Food Pantry staffing needs)	05W	LMC	\$3,152.81
			6636233	2020 CV3 PS Jewish Family Service (Food Pantry staffing needs)	05W	LMC	\$4,546.30
			6637305	2020 CV3 PS Jewish Family Service (Food Pantry staffing needs)	05W	LMC	\$5,337.58
		4666	6582347	2020 CV3 PS Legal Aid Society of Orange County Bar Assoc	05C	LMC	\$19,229.65
			6582364	2020 CV3 PS Legal Aid Society of Orange County Bar Assoc	05C	LMC	\$4,840.92
			6582371	2020 CV3 PS Legal Aid Society of Orange County Bar Assoc	05C	LMC	\$10,949.86
			6605560	2020 CV3 PS Legal Aid Society of Orange County Bar Assoc	05C	LMC	\$13,549.34
			6608255	2020 CV3 PS Legal Aid Society of Orange County Bar Assoc	05C	LMC	\$15,318.07
			6611739	2020 CV3 PS Legal Aid Society of Orange County Bar Assoc	05C	LMC	\$13,188.22
			6635883	2020 CV3 PS Legal Aid Society of Orange County Bar Assoc	05C	LMC	\$14,795.35
			6644466	2020 CV3 PS Legal Aid Society of Orange County Bar Assoc	05C	LMC	\$19,770.26
			6661209	2020 CV3 PS Legal Aid Society of Orange County Bar Assoc	05C	LMC	\$34,475.05
			6661216	2020 CV3 PS Legal Aid Society of Orange County Bar Assoc	05C	LMC	\$23,312.96
			6666958	2020 CV3 PS Legal Aid Society of Orange County Bar Assoc	05C	LMC	\$22,783.29
			6681195	2020 CV3 PS Legal Aid Society of Orange County Bar Assoc	05C	LMC	\$32,843.48
			6809215	2020 CV3 PS Legal Aid Society of Orange County Bar Assoc	05C	LMC	\$16,341.71
			6826321	2020 CV3 PS Legal Aid Society of Orange County Bar Assoc	05C	LMC	\$20,297.92
			6827878	2020 CV3 PS Legal Aid Society of Orange County Bar Assoc	05C	LMC	\$8,335.10
		4667	6569362	2020 CV3 PS LGBT+ Center Orlando	05X	LMC	\$2,097.19
			6569371	2020 CV3 PS LGBT+ Center Orlando	05X	LMC	\$3,369.20
			6569377	2020 CV3 PS LGBT+ Center Orlando	05X	LMC	\$3,996.12
			6569895	2020 CV3 PS LGBT+ Center Orlando	05X	LMC	\$3,455.60
			6601481	2020 CV3 PS LGBT+ Center Orlando	05X	LMC	\$3,487.00
			6601491	2020 CV3 PS LGBT+ Center Orlando	05X	LMC	\$5,289.83
			6603100	2020 CV3 PS LGBT+ Center Orlando	05X	LMC	\$3,731.12



Office of Community Planning and Development
U.S. Department of Housing and Urban Development
Integrated Disbursement and Information System
PR26 - CDBG-CV Financial Summary Report
ORANGE COUNTY , FL

DATE: 11-30-23
TIME: 10:56
PAGE: 9

Plan Year	IDIS Project	IDIS Activity	Voucher Number	Activity Name	Matrix Code	National Objective	Drawn Amount
2020	19	4667	6603122	2020 CV3 PS LGBT+ Center Orlando	05X	LMC	\$3,622.27
			6628966	2020 CV3 PS LGBT+ Center Orlando	05X	LMC	\$3,791.25
			6653696	2020 CV3 PS LGBT+ Center Orlando	05X	LMC	\$3,622.27
			6653708	2020 CV3 PS LGBT+ Center Orlando	05X	LMC	\$3,755.09
			6653711	2020 CV3 PS LGBT+ Center Orlando	05X	LMC	\$7,287.58
		4668	6568960	2020 CV3 PS Life Concepts (Quest)	05B	LMC	\$3,761.11
			6568961	2020 CV3 PS Life Concepts (Quest)	05B	LMC	\$631.33
			6594477	2020 CV3 PS Life Concepts (Quest)	05B	LMC	\$8,599.67
			6601494	2020 CV3 PS Life Concepts (Quest)	05B	LMC	\$8,052.66
			6601816	2020 CV3 PS Life Concepts (Quest)	05B	LMC	\$105.78
			6604591	2020 CV3 PS Life Concepts (Quest)	05B	LMC	\$455.42
			6604597	2020 CV3 PS Life Concepts (Quest)	05B	LMC	\$12,394.03
		4669	6585679	2020 CV3 PS Lighthouse Central Florida	05B	LMC	\$4,061.38
			6587310	2020 CV3 PS Lighthouse Central Florida	05B	LMC	\$5,288.09
			6591180	2020 CV3 PS Lighthouse Central Florida	05B	LMC	\$1,704.76
			6605907	2020 CV3 PS Lighthouse Central Florida	05B	LMC	\$5,818.71
			6606972	2020 CV3 PS Lighthouse Central Florida	05B	LMC	\$8,841.12
			6614554	2020 CV3 PS Lighthouse Central Florida	05B	LMC	\$6,448.79
			6645778	2020 CV3 PS Lighthouse Central Florida	05B	LMC	\$3,606.26
			6645787	2020 CV3 PS Lighthouse Central Florida	05B	LMC	\$5,888.29
			6648147	2020 CV3 PS Lighthouse Central Florida	05B	LMC	\$3,342.60
		4670	6621602	2020 CV3 PS Pathways Drop-In Center	03T	LMC	\$2,806.14
			6621613	2020 CV3 PS Pathways Drop-In Center	03T	LMC	\$3,707.74
			6621622	2020 CV3 PS Pathways Drop-In Center	03T	LMC	\$3,601.44
			6625594	2020 CV3 PS Pathways Drop-In Center	03T	LMC	\$3,728.99
			6647816	2020 CV3 PS Pathways Drop-In Center	03T	LMC	\$9,825.18
			6654453	2020 CV3 PS Pathways Drop-In Center	03T	LMC	\$14,927.84
			6676276	2020 CV3 PS Pathways Drop-In Center	03T	LMC	\$3,736.38
			6676294	2020 CV3 PS Pathways Drop-In Center	03T	LMC	\$15,492.10
			6676298	2020 CV3 PS Pathways Drop-In Center	03T	LMC	\$10,755.13
			6688768	2020 CV3 PS Pathways Drop-In Center	03T	LMC	\$7,099.21
			6723521	2020 CV3 PS Pathways Drop-In Center	03T	LMC	\$5,719.67
			6740349	2020 CV3 PS Pathways Drop-In Center	03T	LMC	\$12,074.65
			6742551	2020 CV3 PS Pathways Drop-In Center	03T	LMC	\$5,681.28
			6751852	2020 CV3 PS Pathways Drop-In Center	03T	LMC	\$14,614.38
		4671	6600287	2020 CV3 PS Primrose Center	05B	LMC	\$21,539.36
			6623240	2020 CV3 PS Primrose Center	05B	LMC	\$36,998.56
			6644372	2020 CV3 PS Primrose Center	05B	LMC	\$31,379.29
			6647159	2020 CV3 PS Primrose Center	05B	LMC	\$33,103.56
			6648438	2020 CV3 PS Primrose Center	05B	LMC	\$49,076.71
			6649840	2020 CV3 PS Primrose Center	05B	LMC	\$32,551.61
			6650122	2020 CV3 PS Primrose Center	05B	LMC	\$34,045.85
			6654186	2020 CV3 PS Primrose Center	05B	LMC	\$35,227.87
			6655206	2020 CV3 PS Primrose Center	05B	LMC	\$35,271.27
			6661242	2020 CV3 PS Primrose Center	05B	LMC	\$31,212.35
			6678865	2020 CV3 PS Primrose Center	05B	LMC	\$9,593.57
		4672	6571062	2020 CV3 PS United Against Poverty	05O	LMC	\$9,350.63
			6571520	2020 CV3 PS United Against Poverty	05O	LMC	\$18,172.64
			6571530	2020 CV3 PS United Against Poverty	05O	LMC	\$17,293.80
			6571537	2020 CV3 PS United Against Poverty	05O	LMC	\$26,157.79
			6571550	2020 CV3 PS United Against Poverty	05O	LMC	\$17,548.54
			6571553	2020 CV3 PS United Against Poverty	05O	LMC	\$16,893.76
			6611890	2020 CV3 PS United Against Poverty	05O	LMC	\$15,237.57
			6612350	2020 CV3 PS United Against Poverty	05O	LMC	\$18,044.20
			6613558	2020 CV3 PS United Against Poverty	05O	LMC	\$25,970.80
			6635507	2020 CV3 PS United Against Poverty	05O	LMC	\$425.93
			6635642	2020 CV3 PS United Against Poverty	05O	LMC	\$21,279.62
			6636195	2020 CV3 PS United Against Poverty	05O	LMC	\$3,624.71
		4673	6612611	2020 CV3 PS Zebra Coalition	05X	LMC	\$4,693.79
			6612736	2020 CV3 PS Zebra Coalition	05X	LMC	\$4,699.34
			6612742	2020 CV3 PS Zebra Coalition	05X	LMC	\$4,693.76



Office of Community Planning and Development
U.S. Department of Housing and Urban Development
Integrated Disbursement and Information System
PR26 - CDBG-CV Financial Summary Report
ORANGE COUNTY , FL

DATE: 11-30-23
TIME: 10:56
PAGE: 10

Plan Year	IDIS Project	IDIS Activity	Voucher Number	Activity Name	Matrix Code	National Objective	Drawn Amount
2020	19	4673	6627155	2020 CV3 PS Zebra Coalition	05X	LMC	\$4,693.76
			6627541	2020 CV3 PS Zebra Coalition	05X	LMC	\$4,832.68
			6629445	2020 CV3 PS Zebra Coalition	05X	LMC	\$5,206.67
			6647046	2020 CV3 PS Zebra Coalition	05X	LMC	\$5,115.09
			6653965	2020 CV3 PS Zebra Coalition	05X	LMC	\$4,711.28
			6665431	2020 CV3 PS Zebra Coalition	05X	LMC	\$4,711.28
			6688183	2020 CV3 PS Zebra Coalition	05X	LMC	\$5,257.71
		4810	6616943	2020 CV3 PS Hair in Motion Apprenticeship Training Program	05H	LMCSV	\$7,062.00
			6625361	2020 CV3 PS Hair in Motion Apprenticeship Training Program	05H	LMCSV	\$11,220.00
			6642337	2020 CV3 PS Hair in Motion Apprenticeship Training Program	05H	LMCSV	\$12,408.00
			6642342	2020 CV3 PS Hair in Motion Apprenticeship Training Program	05H	LMCSV	\$15,510.00
			6642358	2020 CV3 PS Hair in Motion Apprenticeship Training Program	05H	LMCSV	\$12,408.00
			6661196	2020 CV3 PS Hair in Motion Apprenticeship Training Program	05H	LMCSV	\$12,408.00
			6677606	2020 CV3 PS Hair in Motion Apprenticeship Training Program	05H	LMCSV	\$12,848.00
			6683794	2020 CV3 PS Hair in Motion Apprenticeship Training Program	05H	LMCSV	\$12,518.00
			6683931	2020 CV3 PS Hair in Motion Apprenticeship Training Program	05H	LMCSV	\$3,618.00
Total							\$8,750,447.23

LINE 16 DETAIL: ACTIVITIES INCLUDED IN THE COMPUTATION OF LINE 16

Plan Year	IDIS Project	IDIS Activity	Voucher Number	Activity Name	Matrix Code	National Objective	Drawn Amount
2020	2	4399	6418788	2020 CV CIP Winter Park Housing Authority (Tuscany)	05Z	LMC	\$7,500.00
			6511509	2020 CV CIP Winter Park Housing Authority (Tuscany)	05Z	LMC	\$8,500.00
	3	4380	6457621	2020 CV PS Center for Independent Living	05B	LMC	\$4,875.79
			6458995	2020 CV PS Center for Independent Living	05B	LMC	\$5,009.92
			6459030	2020 CV PS Center for Independent Living	05B	LMC	\$5,752.15
			6479727	2020 CV PS Center for Independent Living	05B	LMC	\$8,014.88
			6479764	2020 CV PS Center for Independent Living	05B	LMC	\$5,516.21
			6486202	2020 CV PS Center for Independent Living	05B	LMC	\$4,469.20
			6486312	2020 CV PS Center for Independent Living	05B	LMC	\$5,096.68
			6512767	2020 CV PS Center for Independent Living	05B	LMC	\$400.00
			6512780	2020 CV PS Center for Independent Living	05B	LMC	\$400.00
			6512799	2020 CV PS Center for Independent Living	05B	LMC	\$400.00
			6512808	2020 CV PS Center for Independent Living	05B	LMC	\$400.00
			6512830	2020 CV PS Center for Independent Living	05B	LMC	\$400.00
			6542091	2020 CV PS Center for Independent Living	05B	LMC	\$2,099.61
			6546360	2020 CV PS Center for Independent Living	05B	LMC	\$4,512.75
			6546372	2020 CV PS Center for Independent Living	05B	LMC	\$1,117.98
			6547223	2020 CV PS Center for Independent Living	05B	LMC	\$1,134.84
		4381	6435037	2020 CV PS Coalition for the Homeless	03T	LMC	\$1,189.18
			6449378	2020 CV PS Coalition for the Homeless	03T	LMC	\$8,663.72
			6461017	2020 CV PS Coalition for the Homeless	03T	LMC	\$2,444.80
			6462315	2020 CV PS Coalition for the Homeless	03T	LMC	\$17,925.84
			6462655	2020 CV PS Coalition for the Homeless	03T	LMC	\$5,713.73
			6465853	2020 CV PS Coalition for the Homeless	03T	LMC	\$8,074.64
			6469302	2020 CV PS Coalition for the Homeless	03T	LMC	\$31,422.80
			6472924	2020 CV PS Coalition for the Homeless	03T	LMC	\$19,703.33
			6491099	2020 CV PS Coalition for the Homeless	03T	LMC	\$27,621.07
			6507696	2020 CV PS Coalition for the Homeless	03T	LMC	\$23,711.63
			6519329	2020 CV PS Coalition for the Homeless	03T	LMC	\$31,706.55
			6519945	2020 CV PS Coalition for the Homeless	03T	LMC	\$31,591.75
			6546590	2020 CV PS Coalition for the Homeless	03T	LMC	\$1,833.31
			6552247	2020 CV PS Coalition for the Homeless	03T	LMC	\$64,542.86
			6552270	2020 CV PS Coalition for the Homeless	03T	LMC	\$55,118.92
			6558131	2020 CV PS Coalition for the Homeless	03T	LMC	\$55,379.20
		4382	6454713	2020 CV PS Community Coordinated Care for the Children	05L	LMC	\$3,798.44
			6457063	2020 CV PS Community Coordinated Care for the Children	05L	LMC	\$9,731.99
			6457452	2020 CV PS Community Coordinated Care for the Children	05L	LMC	\$10,934.24
			6475338	2020 CV PS Community Coordinated Care for the Children	05L	LMC	\$9,258.86



Office of Community Planning and Development
U.S. Department of Housing and Urban Development
Integrated Disbursement and Information System
PR26 - CDBG-CV Financial Summary Report
ORANGE COUNTY , FL

DATE: 11-30-23
TIME: 10:56
PAGE: 11

Plan Year	IDIS Project	IDIS Activity	Voucher Number	Activity Name	Matrix Code	National Objective	Drawn Amount
2020	3	4382	6475340	2020 CV PS Community Coordinated Care for the Children	05L	LMC	\$4,674.74
			6482818	2020 CV PS Community Coordinated Care for the Children	05L	LMC	\$9,702.44
			6483034	2020 CV PS Community Coordinated Care for the Children	05L	LMC	\$7,962.02
			6509325	2020 CV PS Community Coordinated Care for the Children	05L	LMC	\$6,318.83
			6520060	2020 CV PS Community Coordinated Care for the Children	05L	LMC	\$52,905.32
			6543810	2020 CV PS Community Coordinated Care for the Children	05L	LMC	\$10,848.57
			6544017	2020 CV PS Community Coordinated Care for the Children	05L	LMC	\$8,346.43
			6544025	2020 CV PS Community Coordinated Care for the Children	05L	LMC	\$9,239.79
		4383	6446695	2020 CV PS Community Legal Service	05C	LMC	\$7,242.34
			6449480	2020 CV PS Community Legal Service	05C	LMC	\$17,772.08
			6459078	2020 CV PS Community Legal Service	05C	LMC	\$13,885.83
			6479410	2020 CV PS Community Legal Service	05C	LMC	\$52,382.01
			6496433	2020 CV PS Community Legal Service	05C	LMC	\$13,143.22
			6497149	2020 CV PS Community Legal Service	05C	LMC	\$10,847.82
			6498356	2020 CV PS Community Legal Service	05C	LMC	\$43,647.22
			6502683	2020 CV PS Community Legal Service	05C	LMC	\$18,010.75
			6547024	2020 CV PS Community Legal Service	05C	LMC	\$14,712.52
			6547182	2020 CV PS Community Legal Service	05C	LMC	\$25,194.94
			6547205	2020 CV PS Community Legal Service	05C	LMC	\$13,762.59
			6551169	2020 CV PS Community Legal Service	05C	LMC	\$9,991.01
			6564730	2020 CV PS Community Legal Service	05C	LMC	\$21.93
			6564734	2020 CV PS Community Legal Service	05C	LMC	\$115.94
			6566462	2020 CV PS Community Legal Service	05C	LMC	\$318.35
			6567846	2020 CV PS Community Legal Service	05C	LMC	\$401.63
			6568963	2020 CV PS Community Legal Service	05C	LMC	\$164.90
		4384	6455380	2020 CV PS Covenant House Florida	03T	LMC	\$3,360.88
			6461321	2020 CV PS Covenant House Florida	03T	LMC	\$3,885.14
			6467626	2020 CV PS Covenant House Florida	03T	LMC	\$4,197.08
			6472256	2020 CV PS Covenant House Florida	03T	LMC	\$10,719.36
			6478002	2020 CV PS Covenant House Florida	03T	LMC	\$8,034.54
			6480082	2020 CV PS Covenant House Florida	03T	LMC	\$6,240.63
			6505578	2020 CV PS Covenant House Florida	03T	LMC	\$5,322.11
			6505679	2020 CV PS Covenant House Florida	03T	LMC	\$6,211.99
			6507627	2020 CV PS Covenant House Florida	03T	LMC	\$5,314.03
			6552920	2020 CV PS Covenant House Florida	03T	LMC	\$6,397.81
			6552987	2020 CV PS Covenant House Florida	03T	LMC	\$3,257.43
		4385	6485748	2020 CV PS Hispanic Federation	05X	LMH	\$1,878.31
			6498281	2020 CV PS Hispanic Federation	05X	LMH	\$10,167.85
			6498631	2020 CV PS Hispanic Federation	05X	LMH	\$9,805.98
			6549877	2020 CV PS Hispanic Federation	05X	LMH	\$43,970.08
			6549878	2020 CV PS Hispanic Federation	05X	LMH	\$51,633.80
			6550152	2020 CV PS Hispanic Federation	05X	LMH	\$22,049.82
			6550231	2020 CV PS Hispanic Federation	05X	LMH	\$24,278.29
			6551765	2020 CV PS Hispanic Federation	05X	LMH	\$3,792.93
			6551922	2020 CV PS Hispanic Federation	05X	LMH	\$48,041.74
		4387	6457067	2020 CV PS Jewish Family Services (Rental Assistance)	05Q	LMC	\$693.91
			6457072	2020 CV PS Jewish Family Services (Rental Assistance)	05Q	LMC	\$2,827.89
			6457076	2020 CV PS Jewish Family Services (Rental Assistance)	05Q	LMC	\$143,402.05
			6468997	2020 CV PS Jewish Family Services (Rental Assistance)	05Q	LMC	\$551.57
			6469586	2020 CV PS Jewish Family Services (Rental Assistance)	05Q	LMC	\$120,131.41
			6472986	2020 CV PS Jewish Family Services (Rental Assistance)	05Q	LMC	\$160,928.16
			6473354	2020 CV PS Jewish Family Services (Rental Assistance)	05Q	LMC	\$144,121.81
			6492215	2020 CV PS Jewish Family Services (Rental Assistance)	05Q	LMC	\$4,466.62
			6519884	2020 CV PS Jewish Family Services (Rental Assistance)	05Q	LMC	\$463.51
			6543994	2020 CV PS Jewish Family Services (Rental Assistance)	05Q	LMC	\$59,224.73
			6544028	2020 CV PS Jewish Family Services (Rental Assistance)	05Q	LMC	\$102,537.68
			6546409	2020 CV PS Jewish Family Services (Rental Assistance)	05Q	LMC	\$276,500.66
		4388	6461314	2020 CV PS Jewish Family Services (Food Pantry staff)	05W	LMC	\$3,635.94
			6461315	2020 CV PS Jewish Family Services (Food Pantry staff)	05W	LMC	\$3,945.84
			6461316	2020 CV PS Jewish Family Services (Food Pantry staff)	05W	LMC	\$3,839.09
			6470236	2020 CV PS Jewish Family Services (Food Pantry staff)	05W	LMC	\$4,241.38



Office of Community Planning and Development
U.S. Department of Housing and Urban Development
Integrated Disbursement and Information System
PR26 - CDBG-CV Financial Summary Report
ORANGE COUNTY , FL

DATE: 11-30-23
TIME: 10:56
PAGE: 12

Plan Year	IDIS Project	IDIS Activity	Voucher Number	Activity Name	Matrix Code	National Objective	Drawn Amount
2020	3	4388	6470242	2020 CV PS Jewish Family Services (Food Pantry staff)	05W	LMC	\$3,555.20
			6470381	2020 CV PS Jewish Family Services (Food Pantry staff)	05W	LMC	\$4,242.99
			6479860	2020 CV PS Jewish Family Services (Food Pantry staff)	05W	LMC	\$3,752.96
			6492053	2020 CV PS Jewish Family Services (Food Pantry staff)	05W	LMC	\$3,752.96
			6513577	2020 CV PS Jewish Family Services (Food Pantry staff)	05W	LMC	\$4,033.64
		4389	6494330	2020 CV PS LifeStream Behavioral Center	03T	LMC	\$4,824.84
			6498686	2020 CV PS LifeStream Behavioral Center	03T	LMC	\$8,887.82
			6498687	2020 CV PS LifeStream Behavioral Center	03T	LMC	\$11,342.07
			6515945	2020 CV PS LifeStream Behavioral Center	03T	LMC	\$140.50
			6530323	2020 CV PS LifeStream Behavioral Center	03T	LMC	\$2,254.18
			6546663	2020 CV PS LifeStream Behavioral Center	03T	LMC	\$3,589.84
			6546664	2020 CV PS LifeStream Behavioral Center	03T	LMC	\$1,700.00
			6579301	2020 CV PS LifeStream Behavioral Center	03T	LMC	\$3,510.75
		4390	6459079	2020 CV PS Seniors First	05A	LMC	\$2,899.23
			6459081	2020 CV PS Seniors First	05A	LMC	\$12,451.34
			6460464	2020 CV PS Seniors First	05A	LMC	\$1,811.28
			6460469	2020 CV PS Seniors First	05A	LMC	\$1,710.09
			6466539	2020 CV PS Seniors First	05A	LMC	\$1,851.16
			6500879	2020 CV PS Seniors First	05A	LMC	\$16,734.60
			6529166	2020 CV PS Seniors First	05A	LMC	\$2,654.01
			6529182	2020 CV PS Seniors First	05A	LMC	\$1,268.28
			6547387	2020 CV PS Seniors First	05A	LMC	\$31,638.17
			6551545	2020 CV PS Seniors First	05A	LMC	\$31,168.20
			6551689	2020 CV PS Seniors First	05A	LMC	\$32,806.72
			6552886	2020 CV PS Seniors First	05A	LMC	\$23,006.43
		4391	6416548	2020 CV PS SOS by Urbander	05H	LMA	\$3,000.00
			6461317	2020 CV PS SOS by Urbander	05H	LMA	\$1,500.00
			6461319	2020 CV PS SOS by Urbander	05H	LMA	\$1,500.00
			6496418	2020 CV PS SOS by Urbander	05H	LMA	\$750.00
			6508604	2020 CV PS SOS by Urbander	05H	LMA	\$750.00
			6515084	2020 CV PS SOS by Urbander	05H	LMA	\$4,750.00
			6551623	2020 CV PS SOS by Urbander	05H	LMA	\$4,950.00
			6551673	2020 CV PS SOS by Urbander	05H	LMA	\$4,000.00
			6551851	2020 CV PS SOS by Urbander	05H	LMA	\$1,500.00
			6551853	2020 CV PS SOS by Urbander	05H	LMA	\$750.00
			6551854	2020 CV PS SOS by Urbander	05H	LMA	\$750.00
		4392	6500198	2020 CV PS The Jobs Partnership	05H	LMC	\$5,832.66
			6500212	2020 CV PS The Jobs Partnership	05H	LMC	\$5,068.30
			6510877	2020 CV PS The Jobs Partnership	05H	LMC	\$5,398.90
			6518392	2020 CV PS The Jobs Partnership	05H	LMC	\$5,148.82
			6521276	2020 CV PS The Jobs Partnership	05H	LMC	\$3,755.51
			6521281	2020 CV PS The Jobs Partnership	05H	LMC	\$4,399.80
			6545413	2020 CV PS The Jobs Partnership	05H	LMC	\$6,205.46
			6593132	2020 CV PS The Jobs Partnership	05H	LMC	\$4,546.82
			6593135	2020 CV PS The Jobs Partnership	05H	LMC	\$4,690.25
			6593138	2020 CV PS The Jobs Partnership	05H	LMC	\$4,655.55
		4393	6489520	2020 CV PS United Against Poverty	05Z	LMC	\$8,210.06
			6489522	2020 CV PS United Against Poverty	05Z	LMC	\$7,873.87
			6489801	2020 CV PS United Against Poverty	05Z	LMC	\$9,972.36
			6491171	2020 CV PS United Against Poverty	05Z	LMC	\$22,455.42
			6491181	2020 CV PS United Against Poverty	05Z	LMC	\$16,340.56
			6491509	2020 CV PS United Against Poverty	05Z	LMC	\$16,497.07
			6491512	2020 CV PS United Against Poverty	05Z	LMC	\$16,492.94
			6491514	2020 CV PS United Against Poverty	05Z	LMC	\$17,058.24
			6494370	2020 CV PS United Against Poverty	05Z	LMC	\$23,335.62
			6494384	2020 CV PS United Against Poverty	05Z	LMC	\$13,435.26
			6500830	2020 CV PS United Against Poverty	05Z	LMC	\$13,365.22
			6523107	2020 CV PS United Against Poverty	05Z	LMC	\$18,965.50
		4394	6499684	2020 CV PS Grand Avenue (Pathlight Home for Covid)	05Z	LMC	\$435.75
			6499738	2020 CV PS Grand Avenue (Pathlight Home for Covid)	05Z	LMC	\$2,421.16
			6499783	2020 CV PS Grand Avenue (Pathlight Home for Covid)	05Z	LMC	\$2,837.88



Office of Community Planning and Development
U.S. Department of Housing and Urban Development
Integrated Disbursement and Information System
PR26 - CDBG-CV Financial Summary Report
ORANGE COUNTY , FL

DATE: 11-30-23
TIME: 10:56
PAGE: 13

Plan Year	IDIS Project	IDIS Activity	Voucher Number	Activity Name	Matrix Code	National Objective	Drawn Amount
2020	3	4394	6508491	2020 CV PS Grand Avenue (Pathlight Home for Covid)	05Z	LMC	\$7,427.98
			6508582	2020 CV PS Grand Avenue (Pathlight Home for Covid)	05Z	LMC	\$4,840.88
			6508594	2020 CV PS Grand Avenue (Pathlight Home for Covid)	05Z	LMC	\$6,621.79
			6531581	2020 CV PS Grand Avenue (Pathlight Home for Covid)	05Z	LMC	\$4,179.68
			6534482	2020 CV PS Grand Avenue (Pathlight Home for Covid)	05Z	LMC	\$1,642.64
			6534640	2020 CV PS Grand Avenue (Pathlight Home for Covid)	05Z	LMC	\$3,610.24
	18	4751	6665580	2020 CV3 CIP Jewish Family Serices (Food Pantry)	05W	LMC	\$41,711.03
	19	4650	6610964	2020 CV3 PS Aspire (Detox Program)	05F	LMC	\$8,947.75
			6610965	2020 CV3 PS Aspire (Detox Program)	05F	LMC	\$11,811.03
			6611230	2020 CV3 PS Aspire (Detox Program)	05F	LMC	\$10,379.39
			6628797	2020 CV3 PS Aspire (Detox Program)	05F	LMC	\$18,611.32
			6634566	2020 CV3 PS Aspire (Detox Program)	05F	LMC	\$22,906.24
			6634584	2020 CV3 PS Aspire (Detox Program)	05F	LMC	\$18,611.32
			6654874	2020 CV3 PS Aspire (Detox Program)	05F	LMC	\$17,179.68
			6676281	2020 CV3 PS Aspire (Detox Program)	05F	LMC	\$21,474.60
			6676282	2020 CV3 PS Aspire (Detox Program)	05F	LMC	\$3,221.19
			6676285	2020 CV3 PS Aspire (Detox Program)	05F	LMC	\$3,937.01
			6676323	2020 CV3 PS Aspire (Detox Program)	05F	LMC	\$3,221.19
			6676325	2020 CV3 PS Aspire (Detox Program)	05F	LMC	\$1,431.64
			6676327	2020 CV3 PS Aspire (Detox Program)	05F	LMC	\$3,579.10
			6678610	2020 CV3 PS Aspire (Detox Program)	05F	LMC	\$21,832.51
		4651	6623159	2020 CV3 PS Catholic Charities (food Pantry)	05W	LMA	\$1,508.61
			6623164	2020 CV3 PS Catholic Charities (food Pantry)	05W	LMA	\$2,524.61
			6623169	2020 CV3 PS Catholic Charities (food Pantry)	05W	LMA	\$2,532.50
			6623180	2020 CV3 PS Catholic Charities (food Pantry)	05W	LMA	\$3,799.61
			6623205	2020 CV3 PS Catholic Charities (food Pantry)	05W	LMA	\$2,535.96
			6623211	2020 CV3 PS Catholic Charities (food Pantry)	05W	LMA	\$2,535.96
			6623218	2020 CV3 PS Catholic Charities (food Pantry)	05W	LMA	\$2,540.78
			6623223	2020 CV3 PS Catholic Charities (food Pantry)	05W	LMA	\$2,524.61
			6641990	2020 CV3 PS Catholic Charities (food Pantry)	05W	LMA	\$3,047.80
			6655699	2020 CV3 PS Catholic Charities (food Pantry)	05W	LMA	\$4,377.81
			6669033	2020 CV3 PS Catholic Charities (food Pantry)	05W	LMA	\$2,071.75
		4652	6614625	2020 CV3 PS Catholic Charities (housing stability)	05U	LMC	\$3,272.38
			6614647	2020 CV3 PS Catholic Charities (housing stability)	05U	LMC	\$4,959.43
			6614651	2020 CV3 PS Catholic Charities (housing stability)	05U	LMC	\$3,295.47
			6614655	2020 CV3 PS Catholic Charities (housing stability)	05U	LMC	\$699.38
			6614700	2020 CV3 PS Catholic Charities (housing stability)	05U	LMC	\$3,389.80
			6614714	2020 CV3 PS Catholic Charities (housing stability)	05U	LMC	\$3,270.93
			6614718	2020 CV3 PS Catholic Charities (housing stability)	05U	LMC	\$3,271.33
			6614724	2020 CV3 PS Catholic Charities (housing stability)	05U	LMC	\$2,774.09
			6656767	2020 CV3 PS Catholic Charities (housing stability)	05U	LMC	\$7,606.60
			6656817	2020 CV3 PS Catholic Charities (housing stability)	05U	LMC	\$5,558.66
			6666459	2020 CV3 PS Catholic Charities (housing stability)	05U	LMC	\$4,656.65
			6684964	2020 CV3 PS Catholic Charities (housing stability)	05U	LMC	\$1,094.94
			6684968	2020 CV3 PS Catholic Charities (housing stability)	05U	LMC	\$1,639.82
			6684973	2020 CV3 PS Catholic Charities (housing stability)	05U	LMC	\$1,258.85
		4653	6684976	2020 CV3 PS Catholic Charities (housing stability)	05U	LMC	\$974.17
			6684980	2020 CV3 PS Catholic Charities (housing stability)	05U	LMC	\$1,222.21
			6684984	2020 CV3 PS Catholic Charities (housing stability)	05U	LMC	\$1,055.29
			6604603	2020 CV3 PS Coalition for the Homeless	05H	LMC	\$2,832.85
			6610067	2020 CV3 PS Coalition for the Homeless	05H	LMC	\$11,605.47
			6610070	2020 CV3 PS Coalition for the Homeless	05H	LMC	\$8,413.41
			6612028	2020 CV3 PS Coalition for the Homeless	05H	LMC	\$10,992.54
			6612038	2020 CV3 PS Coalition for the Homeless	05H	LMC	\$5,091.72
			6612053	2020 CV3 PS Coalition for the Homeless	05H	LMC	\$8,714.71
			6624505	2020 CV3 PS Coalition for the Homeless	05H	LMC	\$12,723.71
			6653767	2020 CV3 PS Coalition for the Homeless	05H	LMC	\$12,831.37
			6655013	2020 CV3 PS Coalition for the Homeless	05H	LMC	\$9,072.82
			6728302	2020 CV3 PS Coalition for the Homeless	05H	LMC	\$8,326.85
			6732631	2020 CV3 PS Coalition for the Homeless	05H	LMC	\$7,101.63
	4654	6571046	2020 CV3 PS Community Coordinated Care for Children	05L	LMC	\$39,719.02	



Office of Community Planning and Development
U.S. Department of Housing and Urban Development
Integrated Disbursement and Information System
PR26 - CDBG-CV Financial Summary Report
ORANGE COUNTY , FL

DATE: 11-30-23
TIME: 10:56
PAGE: 14

Plan Year	IDIS Project	IDIS Activity	Voucher Number	Activity Name	Matrix Code	National Objective	Drawn Amount
2020	19	4654	6571057	2020 CV3 PS Community Coordinated Care for Children	05L	LMC	\$4,924.05
			6571060	2020 CV3 PS Community Coordinated Care for Children	05L	LMC	\$23,947.12
			6603154	2020 CV3 PS Community Coordinated Care for Children	05L	LMC	\$35,770.98
			6607799	2020 CV3 PS Community Coordinated Care for Children	05L	LMC	\$21,569.81
			6608221	2020 CV3 PS Community Coordinated Care for Children	05L	LMC	\$12,753.17
			6621746	2020 CV3 PS Community Coordinated Care for Children	05L	LMC	\$12,535.12
			6634678	2020 CV3 PS Community Coordinated Care for Children	05L	LMC	\$13,554.15
			6643103	2020 CV3 PS Community Coordinated Care for Children	05L	LMC	\$14,999.64
			6647012	2020 CV3 PS Community Coordinated Care for Children	05L	LMC	\$11,125.96
			6665631	2020 CV3 PS Community Coordinated Care for Children	05L	LMC	\$11,657.05
			6678944	2020 CV3 PS Community Coordinated Care for Children	05L	LMC	\$4,759.42
		4655	6604523	2020 CV3 PS Community Legal Services of Mid Florida	05C	LMC	\$13,424.96
			6605927	2020 CV3 PS Community Legal Services of Mid Florida	05C	LMC	\$12,910.30
			6609318	2020 CV3 PS Community Legal Services of Mid Florida	05C	LMC	\$11,215.47
			6612114	2020 CV3 PS Community Legal Services of Mid Florida	05C	LMC	\$10,476.54
			6626987	2020 CV3 PS Community Legal Services of Mid Florida	05C	LMC	\$13,350.32
			6636238	2020 CV3 PS Community Legal Services of Mid Florida	05C	LMC	\$20,484.27
			6637608	2020 CV3 PS Community Legal Services of Mid Florida	05C	LMC	\$13,291.46
			6655706	2020 CV3 PS Community Legal Services of Mid Florida	05C	LMC	\$25,035.20
			6662604	2020 CV3 PS Community Legal Services of Mid Florida	05C	LMC	\$17,416.23
			6679280	2020 CV3 PS Community Legal Services of Mid Florida	05C	LMC	\$33,936.05
			6682018	2020 CV3 PS Community Legal Services of Mid Florida	05C	LMC	\$54,493.25
			6683456	2020 CV3 PS Community Legal Services of Mid Florida	05C	LMC	\$1,387.34
			6684770	2020 CV3 PS Community Legal Services of Mid Florida	05C	LMC	\$1,710.71
			6687534	2020 CV3 PS Community Legal Services of Mid Florida	05C	LMC	\$2,974.70
			6689523	2020 CV3 PS Community Legal Services of Mid Florida	05C	LMC	\$4,400.00
			6697919	2020 CV3 PS Community Legal Services of Mid Florida	05C	LMC	\$47,046.50
		4656	6603128	2020 CV3 PS Covenant House Florida	05D	LMC	\$2,472.51
			6605536	2020 CV3 PS Covenant House Florida	05D	LMC	\$6,020.78
			6605547	2020 CV3 PS Covenant House Florida	05D	LMC	\$4,287.61
			6608264	2020 CV3 PS Covenant House Florida	05D	LMC	\$3,992.19
			6609322	2020 CV3 PS Covenant House Florida	05D	LMC	\$4,328.08
			6609329	2020 CV3 PS Covenant House Florida	05D	LMC	\$3,345.62
			6634688	2020 CV3 PS Covenant House Florida	05D	LMC	\$2,377.79
			6637592	2020 CV3 PS Covenant House Florida	05D	LMC	\$3,963.58
			6661635	2020 CV3 PS Covenant House Florida	05D	LMC	\$5,303.69
			6662587	2020 CV3 PS Covenant House Florida	05D	LMC	\$4,053.65
			6676520	2020 CV3 PS Covenant House Florida	05D	LMC	\$4,060.84
			6688731	2020 CV3 PS Covenant House Florida	05D	LMC	\$4,212.50
			6717831	2020 CV3 PS Covenant House Florida	05D	LMC	\$3,854.68
			6735785	2020 CV3 PS Covenant House Florida	05D	LMC	\$4,089.82
		4657	6568959	2020 CV3 PS Grand Ave (job readiness)	05H	LMA	\$3,580.00
			6574697	2020 CV3 PS Grand Ave (job readiness)	05H	LMA	\$4,907.62
			6612632	2020 CV3 PS Grand Ave (job readiness)	05H	LMA	\$8,621.47
			6612656	2020 CV3 PS Grand Ave (job readiness)	05H	LMA	\$8,603.09
			6619456	2020 CV3 PS Grand Ave (job readiness)	05H	LMA	\$11,071.71
			6621694	2020 CV3 PS Grand Ave (job readiness)	05H	LMA	\$8,635.79
			6628135	2020 CV3 PS Grand Ave (job readiness)	05H	LMA	\$8,526.18
			6634669	2020 CV3 PS Grand Ave (job readiness)	05H	LMA	\$8,644.44
			6637850	2020 CV3 PS Grand Ave (job readiness)	05H	LMA	\$7,209.84
			6655109	2020 CV3 PS Grand Ave (job readiness)	05H	LMA	\$11,369.56
			6666965	2020 CV3 PS Grand Ave (job readiness)	05H	LMA	\$7,051.33
			6680539	2020 CV3 PS Grand Ave (job readiness)	05H	LMA	\$7,972.35
		4658	6591182	2020 CV3 PS Health Care Center for the Homeless	05M	LMA	\$34,277.60
			6591183	2020 CV3 PS Health Care Center for the Homeless	05M	LMA	\$59,805.76
			6593250	2020 CV3 PS Health Care Center for the Homeless	05M	LMA	\$36,869.72
			6593543	2020 CV3 PS Health Care Center for the Homeless	05M	LMA	\$51,315.85
			6610958	2020 CV3 PS Health Care Center for the Homeless	05M	LMA	\$44,649.49
			6618063	2020 CV3 PS Health Care Center for the Homeless	05M	LMA	\$35,806.75
			6618108	2020 CV3 PS Health Care Center for the Homeless	05M	LMA	\$33,381.96
			6633046	2020 CV3 PS Health Care Center for the Homeless	05M	LMA	\$34,047.30



Office of Community Planning and Development
U.S. Department of Housing and Urban Development
Integrated Disbursement and Information System
PR26 - CDBG-CV Financial Summary Report
ORANGE COUNTY , FL

DATE: 11-30-23
TIME: 10:56
PAGE: 15

Plan Year	IDIS Project	IDIS Activity	Voucher Number	Activity Name	Matrix Code	National Objective	Drawn Amount
2020	19	4658	6647090	2020 CV3 PS Health Care Center for the Homeless	05M	LMA	\$22,491.04
			6654229	2020 CV3 PS Health Care Center for the Homeless	05M	LMA	\$22,448.99
			6676525	2020 CV3 PS Health Care Center for the Homeless	05M	LMA	\$16,589.51
			6680543	2020 CV3 PS Health Care Center for the Homeless	05M	LMA	\$1,393.98
			6681880	2020 CV3 PS Health Care Center for the Homeless	05M	LMA	\$25,523.18
			6688368	2020 CV3 PS Health Care Center for the Homeless	05M	LMA	\$41,961.71
		4659	6569983	2020 CV3 PS Hispanic Federation (housing stability)	05X	LMC	\$3,400.02
			6569984	2020 CV3 PS Hispanic Federation (housing stability)	05X	LMC	\$3,847.64
			6569985	2020 CV3 PS Hispanic Federation (housing stability)	05X	LMC	\$3,847.64
			6592467	2020 CV3 PS Hispanic Federation (housing stability)	05X	LMC	\$3,847.64
			6603064	2020 CV3 PS Hispanic Federation (housing stability)	05X	LMC	\$3,847.64
			6605681	2020 CV3 PS Hispanic Federation (housing stability)	05X	LMC	\$5,771.45
			6635333	2020 CV3 PS Hispanic Federation (housing stability)	05X	LMC	\$3,959.86
			6635511	2020 CV3 PS Hispanic Federation (housing stability)	05X	LMC	\$4,097.42
			6653389	2020 CV3 PS Hispanic Federation (housing stability)	05X	LMC	\$4,097.42
			6653462	2020 CV3 PS Hispanic Federation (housing stability)	05X	LMC	\$4,097.42
			6665593	2020 CV3 PS Hispanic Federation (housing stability)	05X	LMC	\$4,097.42
			6680532	2020 CV3 PS Hispanic Federation (housing stability)	05X	LMC	\$4,097.42
			6688150	2020 CV3 PS Hispanic Federation (housing stability)	05X	LMC	\$991.00
		4660	6560512	2020 CV3 PS Hispanic Federation (CV19 education and outreach)	05M	LMC	\$3,942.81
			6560951	2020 CV3 PS Hispanic Federation (CV19 education and outreach)	05M	LMC	\$1,831.40
			6561217	2020 CV3 PS Hispanic Federation (CV19 education and outreach)	05M	LMC	\$5,040.38
			6569982	2020 CV3 PS Hispanic Federation (CV19 education and outreach)	05M	LMC	\$8,075.25
			6571568	2020 CV3 PS Hispanic Federation (CV19 education and outreach)	05M	LMC	\$8,780.10
			6593660	2020 CV3 PS Hispanic Federation (CV19 education and outreach)	05M	LMC	\$11,973.43
			6603076	2020 CV3 PS Hispanic Federation (CV19 education and outreach)	05M	LMC	\$4,061.31
			6605567	2020 CV3 PS Hispanic Federation (CV19 education and outreach)	05M	LMC	\$9,610.03
			6605574	2020 CV3 PS Hispanic Federation (CV19 education and outreach)	05M	LMC	\$6,235.85
			6636222	2020 CV3 PS Hispanic Federation (CV19 education and outreach)	05M	LMC	\$4,085.98
			6636227	2020 CV3 PS Hispanic Federation (CV19 education and outreach)	05M	LMC	\$5,483.04
			6640422	2020 CV3 PS Hispanic Federation (CV19 education and outreach)	05M	LMC	\$4,635.21
			6640570	2020 CV3 PS Hispanic Federation (CV19 education and outreach)	05M	LMC	\$1,242.77
		4661	6623092	2020 CV3 PS Hope Community Center	05X	LMC	\$4,782.13
			6623097	2020 CV3 PS Hope Community Center	05X	LMC	\$3,188.09
			6623111	2020 CV3 PS Hope Community Center	05X	LMC	\$3,252.46
			6623121	2020 CV3 PS Hope Community Center	05X	LMC	\$1,912.86
			6623127	2020 CV3 PS Hope Community Center	05X	LMC	\$3,188.09
			6623131	2020 CV3 PS Hope Community Center	05X	LMC	\$3,188.09
			6623144	2020 CV3 PS Hope Community Center	05X	LMC	\$3,252.46
			6625278	2020 CV3 PS Hope Community Center	05X	LMC	\$3,478.10
			6627144	2020 CV3 PS Hope Community Center	05X	LMC	\$5,036.55
			6648125	2020 CV3 PS Hope Community Center	05X	LMC	\$1,149.89
			6648128	2020 CV3 PS Hope Community Center	05X	LMC	\$456.53
			6648142	2020 CV3 PS Hope Community Center	05X	LMC	\$526.28
			6648154	2020 CV3 PS Hope Community Center	05X	LMC	\$7,767.86
			6653939	2020 CV3 PS Hope Community Center	05X	LMC	\$5,632.52
			6659594	2020 CV3 PS Hope Community Center	05X	LMC	\$3,188.09
		4662	6674263	2020 CV3 PS HANDS	05X	LMC	\$24,880.00
			6674276	2020 CV3 PS HANDS	05X	LMC	\$15,938.18
			6674281	2020 CV3 PS HANDS	05X	LMC	\$21,976.90
			6674386	2020 CV3 PS HANDS	05X	LMC	\$14,419.90
			6674464	2020 CV3 PS HANDS	05X	LMC	\$28,778.55
			6674469	2020 CV3 PS HANDS	05X	LMC	\$19,641.49
			6674504	2020 CV3 PS HANDS	05X	LMC	\$14,089.85
			6674512	2020 CV3 PS HANDS	05X	LMC	\$18,195.99
			6676369	2020 CV3 PS HANDS	05X	LMC	\$16,278.35
			6676372	2020 CV3 PS HANDS	05X	LMC	\$14,231.48
			6678340	2020 CV3 PS HANDS	05X	LMC	\$5,569.32
			6680496	2020 CV3 PS HANDS	05X	LMC	\$5,999.99
		4663	6574696	2020 CV3 PS IDIGNITY	05C	LMC	\$5,428.83
			6574698	2020 CV3 PS IDIGNITY	05C	LMC	\$5,237.10



Office of Community Planning and Development
U.S. Department of Housing and Urban Development
Integrated Disbursement and Information System
PR26 - CDBG-CV Financial Summary Report
ORANGE COUNTY , FL

DATE: 11-30-23
TIME: 10:56
PAGE: 16

Plan Year	IDIS Project	IDIS Activity	Voucher Number	Activity Name	Matrix Code	National Objective	Drawn Amount
2020	19	4663	6592873	2020 CV3 PS IDIGNITY	05C	LMC	\$5,160.52
			6597060	2020 CV3 PS IDIGNITY	05C	LMC	\$5,414.90
			6610058	2020 CV3 PS IDIGNITY	05C	LMC	\$6,553.60
			6621250	2020 CV3 PS IDIGNITY	05C	LMC	\$8,987.28
			6621303	2020 CV3 PS IDIGNITY	05C	LMC	\$3,166.13
			6638033	2020 CV3 PS IDIGNITY	05C	LMC	\$2,578.31
			6641969	2020 CV3 PS IDIGNITY	05C	LMC	\$11,091.20
			6653958	2020 CV3 PS IDIGNITY	05C	LMC	\$476.87
			6665468	2020 CV3 PS IDIGNITY	05C	LMC	\$7,716.21
			6678901	2020 CV3 PS IDIGNITY	05C	LMC	\$2,369.05
		4664	6560728	2020 CV3 PS Jewish Family Service (housing stability)	05X	LMC	\$1,261.23
			6567414	2020 CV3 PS Jewish Family Service (housing stability)	05X	LMC	\$4,760.66
			6594735	2020 CV3 PS Jewish Family Service (housing stability)	05X	LMC	\$3,982.12
			6594736	2020 CV3 PS Jewish Family Service (housing stability)	05X	LMC	\$4,092.21
			6624389	2020 CV3 PS Jewish Family Service (housing stability)	05X	LMC	\$4,817.02
			6624398	2020 CV3 PS Jewish Family Service (housing stability)	05X	LMC	\$4,099.06
			6638020	2020 CV3 PS Jewish Family Service (housing stability)	05X	LMC	\$5,063.64
			6638027	2020 CV3 PS Jewish Family Service (housing stability)	05X	LMC	\$4,161.71
			6653954	2020 CV3 PS Jewish Family Service (housing stability)	05X	LMC	\$4,178.20
			6666446	2020 CV3 PS Jewish Family Service (housing stability)	05X	LMC	\$2,353.47
		4665	6559339	2020 CV3 PS Jewish Family Service (Food Pantry staffing needs)	05W	LMC	\$3,278.98
			6559382	2020 CV3 PS Jewish Family Service (Food Pantry staffing needs)	05W	LMC	\$3,582.39
			6559444	2020 CV3 PS Jewish Family Service (Food Pantry staffing needs)	05W	LMC	\$4,298.26
			6559722	2020 CV3 PS Jewish Family Service (Food Pantry staffing needs)	05W	LMC	\$3,510.89
			6567401	2020 CV3 PS Jewish Family Service (Food Pantry staffing needs)	05W	LMC	\$3,661.06
			6592351	2020 CV3 PS Jewish Family Service (Food Pantry staffing needs)	05W	LMC	\$3,747.85
			6594634	2020 CV3 PS Jewish Family Service (Food Pantry staffing needs)	05W	LMC	\$3,826.54
			6624368	2020 CV3 PS Jewish Family Service (Food Pantry staffing needs)	05W	LMC	\$4,422.62
			6624375	2020 CV3 PS Jewish Family Service (Food Pantry staffing needs)	05W	LMC	\$3,549.72
			6636226	2020 CV3 PS Jewish Family Service (Food Pantry staffing needs)	05W	LMC	\$3,152.81
			6636233	2020 CV3 PS Jewish Family Service (Food Pantry staffing needs)	05W	LMC	\$4,546.30
			6637305	2020 CV3 PS Jewish Family Service (Food Pantry staffing needs)	05W	LMC	\$5,337.58
		4666	6582347	2020 CV3 PS Legal Aid Society of Orange County Bar Assoc	05C	LMC	\$19,229.65
			6582364	2020 CV3 PS Legal Aid Society of Orange County Bar Assoc	05C	LMC	\$4,840.92
			6582371	2020 CV3 PS Legal Aid Society of Orange County Bar Assoc	05C	LMC	\$10,949.86
			6605560	2020 CV3 PS Legal Aid Society of Orange County Bar Assoc	05C	LMC	\$13,549.34
			6608255	2020 CV3 PS Legal Aid Society of Orange County Bar Assoc	05C	LMC	\$15,318.07
			6611739	2020 CV3 PS Legal Aid Society of Orange County Bar Assoc	05C	LMC	\$13,188.22
			6635883	2020 CV3 PS Legal Aid Society of Orange County Bar Assoc	05C	LMC	\$14,795.35
			6644466	2020 CV3 PS Legal Aid Society of Orange County Bar Assoc	05C	LMC	\$19,770.26
			6661209	2020 CV3 PS Legal Aid Society of Orange County Bar Assoc	05C	LMC	\$34,475.05
			6661216	2020 CV3 PS Legal Aid Society of Orange County Bar Assoc	05C	LMC	\$23,312.96
			6666958	2020 CV3 PS Legal Aid Society of Orange County Bar Assoc	05C	LMC	\$22,783.29
			6681195	2020 CV3 PS Legal Aid Society of Orange County Bar Assoc	05C	LMC	\$32,843.48
			6809215	2020 CV3 PS Legal Aid Society of Orange County Bar Assoc	05C	LMC	\$16,341.71
			6826321	2020 CV3 PS Legal Aid Society of Orange County Bar Assoc	05C	LMC	\$20,297.92
			6827878	2020 CV3 PS Legal Aid Society of Orange County Bar Assoc	05C	LMC	\$8,335.10
		4667	6569362	2020 CV3 PS LGBT+ Center Orlando	05X	LMC	\$2,097.19
			6569371	2020 CV3 PS LGBT+ Center Orlando	05X	LMC	\$3,369.20
			6569377	2020 CV3 PS LGBT+ Center Orlando	05X	LMC	\$3,996.12
			6569895	2020 CV3 PS LGBT+ Center Orlando	05X	LMC	\$3,455.60
			6601481	2020 CV3 PS LGBT+ Center Orlando	05X	LMC	\$3,487.00
			6601491	2020 CV3 PS LGBT+ Center Orlando	05X	LMC	\$5,289.83
			6603100	2020 CV3 PS LGBT+ Center Orlando	05X	LMC	\$3,731.12
			6603122	2020 CV3 PS LGBT+ Center Orlando	05X	LMC	\$3,622.27
			6628966	2020 CV3 PS LGBT+ Center Orlando	05X	LMC	\$3,791.25
			6653696	2020 CV3 PS LGBT+ Center Orlando	05X	LMC	\$3,622.27
			6653708	2020 CV3 PS LGBT+ Center Orlando	05X	LMC	\$3,755.09
			6653711	2020 CV3 PS LGBT+ Center Orlando	05X	LMC	\$7,287.58
		4668	6568960	2020 CV3 PS Life Concepts (Quest)	05B	LMC	\$3,761.11
			6568961	2020 CV3 PS Life Concepts (Quest)	05B	LMC	\$631.33



Office of Community Planning and Development
U.S. Department of Housing and Urban Development
Integrated Disbursement and Information System
PR26 - CDBG-CV Financial Summary Report
ORANGE COUNTY , FL

DATE: 11-30-23
TIME: 10:56
PAGE: 17

Plan Year	IDIS Project	IDIS Activity	Voucher Number	Activity Name	Matrix Code	National Objective	Drawn Amount
2020	19	4668	6594477	2020 CV3 PS Life Concepts (Quest)	05B	LMC	\$8,599.67
			6601494	2020 CV3 PS Life Concepts (Quest)	05B	LMC	\$8,052.66
			6601816	2020 CV3 PS Life Concepts (Quest)	05B	LMC	\$105.78
			6604591	2020 CV3 PS Life Concepts (Quest)	05B	LMC	\$455.42
			6604597	2020 CV3 PS Life Concepts (Quest)	05B	LMC	\$12,394.03
		4669	6585679	2020 CV3 PS Lighthouse Central Florida	05B	LMC	\$4,061.38
			6587310	2020 CV3 PS Lighthouse Central Florida	05B	LMC	\$5,288.09
			6591180	2020 CV3 PS Lighthouse Central Florida	05B	LMC	\$1,704.76
			6605907	2020 CV3 PS Lighthouse Central Florida	05B	LMC	\$5,818.71
			6606972	2020 CV3 PS Lighthouse Central Florida	05B	LMC	\$8,841.12
			6614554	2020 CV3 PS Lighthouse Central Florida	05B	LMC	\$6,448.79
			6645778	2020 CV3 PS Lighthouse Central Florida	05B	LMC	\$3,606.26
			6645787	2020 CV3 PS Lighthouse Central Florida	05B	LMC	\$5,888.29
			6648147	2020 CV3 PS Lighthouse Central Florida	05B	LMC	\$3,342.60
		4670	6621602	2020 CV3 PS Pathways Drop-In Center	03T	LMC	\$2,806.14
			6621613	2020 CV3 PS Pathways Drop-In Center	03T	LMC	\$3,707.74
			6621622	2020 CV3 PS Pathways Drop-In Center	03T	LMC	\$3,601.44
			6625594	2020 CV3 PS Pathways Drop-In Center	03T	LMC	\$3,728.99
			6647816	2020 CV3 PS Pathways Drop-In Center	03T	LMC	\$9,825.18
			6654453	2020 CV3 PS Pathways Drop-In Center	03T	LMC	\$14,927.84
			6676276	2020 CV3 PS Pathways Drop-In Center	03T	LMC	\$3,736.38
			6676294	2020 CV3 PS Pathways Drop-In Center	03T	LMC	\$15,492.10
			6676298	2020 CV3 PS Pathways Drop-In Center	03T	LMC	\$10,755.13
			6688768	2020 CV3 PS Pathways Drop-In Center	03T	LMC	\$7,099.21
			6723521	2020 CV3 PS Pathways Drop-In Center	03T	LMC	\$5,719.67
			6740349	2020 CV3 PS Pathways Drop-In Center	03T	LMC	\$12,074.65
			6742551	2020 CV3 PS Pathways Drop-In Center	03T	LMC	\$5,681.28
			6751852	2020 CV3 PS Pathways Drop-In Center	03T	LMC	\$14,614.38
		4671	6600287	2020 CV3 PS Primrose Center	05B	LMC	\$21,539.36
			6623240	2020 CV3 PS Primrose Center	05B	LMC	\$36,998.56
			6644372	2020 CV3 PS Primrose Center	05B	LMC	\$31,379.29
			6647159	2020 CV3 PS Primrose Center	05B	LMC	\$33,103.56
			6648438	2020 CV3 PS Primrose Center	05B	LMC	\$49,076.71
			6649840	2020 CV3 PS Primrose Center	05B	LMC	\$32,551.61
			6650122	2020 CV3 PS Primrose Center	05B	LMC	\$34,045.85
			6654186	2020 CV3 PS Primrose Center	05B	LMC	\$35,227.87
			6655206	2020 CV3 PS Primrose Center	05B	LMC	\$35,271.27
			6661242	2020 CV3 PS Primrose Center	05B	LMC	\$31,212.35
			6678865	2020 CV3 PS Primrose Center	05B	LMC	\$9,593.57
		4672	6571062	2020 CV3 PS United Against Poverty	05O	LMC	\$9,350.63
			6571520	2020 CV3 PS United Against Poverty	05O	LMC	\$18,172.64
			6571530	2020 CV3 PS United Against Poverty	05O	LMC	\$17,293.80
			6571537	2020 CV3 PS United Against Poverty	05O	LMC	\$26,157.79
			6571550	2020 CV3 PS United Against Poverty	05O	LMC	\$17,548.54
			6571553	2020 CV3 PS United Against Poverty	05O	LMC	\$16,893.76
			6611890	2020 CV3 PS United Against Poverty	05O	LMC	\$15,237.57
			6612350	2020 CV3 PS United Against Poverty	05O	LMC	\$18,044.20
			6613558	2020 CV3 PS United Against Poverty	05O	LMC	\$25,970.80
			6635507	2020 CV3 PS United Against Poverty	05O	LMC	\$425.93
			6635642	2020 CV3 PS United Against Poverty	05O	LMC	\$21,279.62
			6636195	2020 CV3 PS United Against Poverty	05O	LMC	\$3,624.71
		4673	6612611	2020 CV3 PS Zebra Coalition	05X	LMC	\$4,693.79
			6612736	2020 CV3 PS Zebra Coalition	05X	LMC	\$4,699.34
			6612742	2020 CV3 PS Zebra Coalition	05X	LMC	\$4,693.76
			6627155	2020 CV3 PS Zebra Coalition	05X	LMC	\$4,693.76
			6627541	2020 CV3 PS Zebra Coalition	05X	LMC	\$4,832.68
			6629445	2020 CV3 PS Zebra Coalition	05X	LMC	\$5,206.67
			6647046	2020 CV3 PS Zebra Coalition	05X	LMC	\$5,115.09
			6653965	2020 CV3 PS Zebra Coalition	05X	LMC	\$4,711.28
			6665431	2020 CV3 PS Zebra Coalition	05X	LMC	\$4,711.28
			6688183	2020 CV3 PS Zebra Coalition	05X	LMC	\$5,257.71



Office of Community Planning and Development
U.S. Department of Housing and Urban Development
Integrated Disbursement and Information System
PR26 - CDBG-CV Financial Summary Report
ORANGE COUNTY , FL

DATE: 11-30-23
TIME: 10:56
PAGE: 18

Plan Year	IDIS Project	IDIS Activity	Voucher Number	Activity Name	Matrix Code	National Objective	Drawn Amount
2020	19	4810	6616943	2020 CV3 PS Hair in Motion Apprenticeship Training Program	05H	LMCSV	\$7,062.00
			6625361	2020 CV3 PS Hair in Motion Apprenticeship Training Program	05H	LMCSV	\$11,220.00
			6642337	2020 CV3 PS Hair in Motion Apprenticeship Training Program	05H	LMCSV	\$12,408.00
			6642342	2020 CV3 PS Hair in Motion Apprenticeship Training Program	05H	LMCSV	\$15,510.00
			6642358	2020 CV3 PS Hair in Motion Apprenticeship Training Program	05H	LMCSV	\$12,408.00
			6661196	2020 CV3 PS Hair in Motion Apprenticeship Training Program	05H	LMCSV	\$12,408.00
			6677606	2020 CV3 PS Hair in Motion Apprenticeship Training Program	05H	LMCSV	\$12,848.00
			6683794	2020 CV3 PS Hair in Motion Apprenticeship Training Program	05H	LMCSV	\$12,518.00
			6683931	2020 CV3 PS Hair in Motion Apprenticeship Training Program	05H	LMCSV	\$3,618.00
Total							\$5,869,495.07

LINE 19 DETAIL: ACTIVITIES INCLUDED IN THE COMPUTATION OF LINE 19

Plan Year	IDIS Project	IDIS Activity	Voucher Number	Activity Name	Matrix Code	National Objective	Drawn Amount
2020	4	4379	6414629	2020 CV CDBG Administration	21A		\$4,368.97
			6419191	2020 CV CDBG Administration	21A		\$1,944.77
			6419984	2020 CV CDBG Administration	21A		\$590.34
			6421132	2020 CV CDBG Administration	21A		\$49.90
			6440748	2020 CV CDBG Administration	21A		\$4,446.49
			6445835	2020 CV CDBG Administration	21A		\$3,867.70
			6447028	2020 CV CDBG Administration	21A		\$10,915.20
			6449152	2020 CV CDBG Administration	21A		\$2,000.00
			6449326	2020 CV CDBG Administration	21A		\$9,528.62
			6453039	2020 CV CDBG Administration	21A		\$1,003.59
			6453501	2020 CV CDBG Administration	21A		\$832.80
			6453507	2020 CV CDBG Administration	21A		\$832.80
			6453510	2020 CV CDBG Administration	21A		\$458.04
			6453514	2020 CV CDBG Administration	21A		\$832.80
			6453517	2020 CV CDBG Administration	21A		\$437.22
			6453519	2020 CV CDBG Administration	21A		\$499.68
			6453522	2020 CV CDBG Administration	21A		\$666.24
			6453525	2020 CV CDBG Administration	21A		\$499.68
			6453527	2020 CV CDBG Administration	21A		\$603.78
			6453535	2020 CV CDBG Administration	21A		\$499.68
			6454090	2020 CV CDBG Administration	21A		\$832.80
			6454093	2020 CV CDBG Administration	21A		\$832.80
			6454095	2020 CV CDBG Administration	21A		\$832.80
			6454115	2020 CV CDBG Administration	21A		\$395.58
			6454746	2020 CV CDBG Administration	21A		\$4,871.30
			6455358	2020 CV CDBG Administration	21A		\$8,156.10
			6457214	2020 CV CDBG Administration	21A		\$249.84
			6460288	2020 CV CDBG Administration	21A		\$697.47
			6463073	2020 CV CDBG Administration	21A		\$56.21
			6464613	2020 CV CDBG Administration	21A		\$3,329.32
			6464764	2020 CV CDBG Administration	21A		\$10,296.72
			6465973	2020 CV CDBG Administration	21A		\$661.94
			6475242	2020 CV CDBG Administration	21A		\$3,395.17
			6481749	2020 CV CDBG Administration	21A		\$182.17
			6482234	2020 CV CDBG Administration	21A		\$262.33
			6482481	2020 CV CDBG Administration	21A		\$135.33
			6485018	2020 CV CDBG Administration	21A		\$3,395.17
			6486760	2020 CV CDBG Administration	21A		\$12,445.10
			6487194	2020 CV CDBG Administration	21A		\$199.87
			6490784	2020 CV CDBG Administration	21A		\$247.76
			6491765	2020 CV CDBG Administration	21A		\$295.64
			6491797	2020 CV CDBG Administration	21A		\$12,447.36
			6493080	2020 CV CDBG Administration	21A		\$12,293.72
			6496554	2020 CV CDBG Administration	21A		\$3,395.17
			6497241	2020 CV CDBG Administration	21A		\$11,241.84



Office of Community Planning and Development
U.S. Department of Housing and Urban Development
Integrated Disbursement and Information System
PR26 - CDBG-CV Financial Summary Report
ORANGE COUNTY , FL

DATE: 11-30-23
TIME: 10:56
PAGE: 19

Plan Year	IDIS Project	IDIS Activity	Voucher Number	Activity Name	Matrix Code	National Objective	Drawn Amount
2020	4	4379	6498397	2020 CV CDBG Administration	21A		\$2,614.79
			6499214	2020 CV CDBG Administration	21A		\$60.34
			6504312	2020 CV CDBG Administration	21A		\$114.51
			6507860	2020 CV CDBG Administration	21A		\$549.65
			6508710	2020 CV CDBG Administration	21A		\$3,395.17
			6509381	2020 CV CDBG Administration	21A		\$364.35
			6509435	2020 CV CDBG Administration	21A		\$399.74
			6509506	2020 CV CDBG Administration	21A		\$383.09
			6509612	2020 CV CDBG Administration	21A		\$347.69
			6512850	2020 CV CDBG Administration	21A		\$151.86
			6514440	2020 CV CDBG Administration	21A		\$10,216.57
			6515852	2020 CV CDBG Administration	21A		\$7,628.84
			6516353	2020 CV CDBG Administration	21A		\$7,909.50
			6517061	2020 CV CDBG Administration	21A		\$9,124.39
			6518028	2020 CV CDBG Administration	21A		\$9,234.43
			6520032	2020 CV CDBG Administration	21A		\$3,395.17
			6520531	2020 CV CDBG Administration	21A		\$314.38
			6520589	2020 CV CDBG Administration	21A		\$182.10
			6520623	2020 CV CDBG Administration	21A		\$253.55
			6520675	2020 CV CDBG Administration	21A		\$103.72
			6520718	2020 CV CDBG Administration	21A		\$124.92
			6521504	2020 CV CDBG Administration	21A		\$414.90
			6521544	2020 CV CDBG Administration	21A		\$375.72
			6522225	2020 CV CDBG Administration	21A		\$285.82
			6524235	2020 CV CDBG Administration	21A		\$8,761.98
			6524410	2020 CV CDBG Administration	21A		\$306.05
			6524565	2020 CV CDBG Administration	21A		\$7,054.70
			6527213	2020 CV CDBG Administration	21A		\$7,412.38
			6528635	2020 CV CDBG Administration	21A		\$473.68
			6529059	2020 CV CDBG Administration	21A		\$247.82
			6532608	2020 CV CDBG Administration	21A		\$3,395.17
			6534523	2020 CV CDBG Administration	21A		\$334.23
			6534547	2020 CV CDBG Administration	21A		\$749.12
			6534839	2020 CV CDBG Administration	21A		\$726.08
			6536450	2020 CV CDBG Administration	21A		\$5,593.90
			6536693	2020 CV CDBG Administration	21A		\$5,270.67
			6536818	2020 CV CDBG Administration	21A		\$248.54
			6537429	2020 CV CDBG Administration	21A		\$622.35
			6537801	2020 CV CDBG Administration	21A		\$342.29
			6538378	2020 CV CDBG Administration	21A		\$176.97
			6539066	2020 CV CDBG Administration	21A		\$210.02
			6539382	2020 CV CDBG Administration	21A		\$310.22
			6539467	2020 CV CDBG Administration	21A		\$832.80
			6539540	2020 CV CDBG Administration	21A		\$478.86
			6539600	2020 CV CDBG Administration	21A		\$603.78
			6540837	2020 CV CDBG Administration	21A		\$115.25
			6545597	2020 CV CDBG Administration	21A		\$343.53
			6546617	2020 CV CDBG Administration	21A		\$467.91
			6546624	2020 CV CDBG Administration	21A		\$159.04
			6548059	2020 CV CDBG Administration	21A		\$4,942.07
			6548377	2020 CV CDBG Administration	21A		\$5,192.59
			6549146	2020 CV CDBG Administration	21A		\$114.51
			6550102	2020 CV CDBG Administration	21A		\$3,395.17
			6550273	2020 CV CDBG Administration	21A		\$442.56
			6550326	2020 CV CDBG Administration	21A		\$207.45
			6550660	2020 CV CDBG Administration	21A		\$541.67
			6551045	2020 CV CDBG Administration	21A		\$187.96
			6551427	2020 CV CDBG Administration	21A		\$445.09
			6551523	2020 CV CDBG Administration	21A		\$5,652.01
			6551763	2020 CV CDBG Administration	21A		\$311.18
			6551779	2020 CV CDBG Administration	21A		\$301.89



Office of Community Planning and Development
U.S. Department of Housing and Urban Development
Integrated Disbursement and Information System
PR26 - CDBG-CV Financial Summary Report
ORANGE COUNTY , FL

DATE: 11-30-23
TIME: 10:56
PAGE: 20

Plan Year	IDIS Project	IDIS Activity	Voucher Number	Activity Name	Matrix Code	National Objective	Drawn Amount
2020	4	4379	6551781	2020 CV CDBG Administration	21A		\$187.38
			6551795	2020 CV CDBG Administration	21A		\$180.94
			6551799	2020 CV CDBG Administration	21A		\$352.67
			6551850	2020 CV CDBG Administration	21A		\$247.82
			6553237	2020 CV CDBG Administration	21A		\$5,130.08
			6554967	2020 CV CDBG Administration	21A		\$595.45
			6555059	2020 CV CDBG Administration	21A		\$789.46
			6555184	2020 CV CDBG Administration	21A		\$80.68
			6555417	2020 CV CDBG Administration	21A		\$395.58
			6555487	2020 CV CDBG Administration	21A		\$92.20
			6555887	2020 CV CDBG Administration	21A		\$4,908.10
			6556559	2020 CV CDBG Administration	21A		\$18.44
			6561860	2020 CV CDBG Administration	21A		\$892.00
			6561952	2020 CV CDBG Administration	21A		\$713.60
			6562058	2020 CV CDBG Administration	21A		\$892.00
			6564899	2020 CV CDBG Administration	21A		\$403.38
			6564916	2020 CV CDBG Administration	21A		\$246.64
			6564934	2020 CV CDBG Administration	21A		\$421.81
			6565211	2020 CV CDBG Administration	21A		\$119.94
			6565805	2020 CV CDBG Administration	21A		\$295.04
			6565958	2020 CV CDBG Administration	21A		\$258.16
			6566099	2020 CV CDBG Administration	21A		\$115.25
			6566271	2020 CV CDBG Administration	21A		\$149.82
			6566368	2020 CV CDBG Administration	21A		\$179.79
			6566756	2020 CV CDBG Administration	21A		\$5,666.15
			6567161	2020 CV CDBG Administration	21A		\$239.72
			6567280	2020 CV CDBG Administration	21A		\$186.71
			6567805	2020 CV CDBG Administration	21A		\$4,908.10
			6568564	2020 CV CDBG Administration	21A		\$433.06
			6568599	2020 CV CDBG Administration	21A		\$610.03
			6568638	2020 CV CDBG Administration	21A		\$328.96
			6568968	2020 CV CDBG Administration	21A		\$510.09
			6569528	2020 CV CDBG Administration	21A		\$713.60
			6578137	2020 CV CDBG Administration	21A		\$4,908.10
			6579982	2020 CV CDBG Administration	21A		\$133.69
			6580052	2020 CV CDBG Administration	21A		\$5,262.42
			6580410	2020 CV CDBG Administration	21A		\$129.08
			6580965	2020 CV CDBG Administration	21A		\$334.22
			6580969	2020 CV CDBG Administration	21A		\$274.30
			6581968	2020 CV CDBG Administration	21A		\$103.73
			6582057	2020 CV CDBG Administration	21A		\$514.01
			6582065	2020 CV CDBG Administration	21A		\$546.29
			6582446	2020 CV CDBG Administration	21A		\$470.22
			6582497	2020 CV CDBG Administration	21A		\$467.91
			6583119	2020 CV CDBG Administration	21A		\$66.90
			6583213	2020 CV CDBG Administration	21A		\$334.50
			6583258	2020 CV CDBG Administration	21A		\$267.60
			6583334	2020 CV CDBG Administration	21A		\$62.23
			6583536	2020 CV CDBG Administration	21A		\$573.95
			6583626	2020 CV CDBG Administration	21A		\$375.72
			6583692	2020 CV CDBG Administration	21A		\$140.60
			6583865	2020 CV CDBG Administration	21A		\$151.67
			6584647	2020 CV CDBG Administration	21A		\$841.32
			6584952	2020 CV CDBG Administration	21A		\$262.77
			6585026	2020 CV CDBG Administration	21A		\$159.04
			6585686	2020 CV CDBG Administration	21A		\$122.17
			6586241	2020 CV CDBG Administration	21A		\$407.99
			6587317	2020 CV CDBG Administration	21A		\$4,908.10
			6587666	2020 CV CDBG Administration	21A		\$5,366.02
			6588167	2020 CV CDBG Administration	21A		\$5,511.74
			6590161	2020 CV CDBG Administration	21A		\$265.08



Office of Community Planning and Development
U.S. Department of Housing and Urban Development
Integrated Disbursement and Information System
PR26 - CDBG-CV Financial Summary Report
ORANGE COUNTY , FL

DATE: 11-30-23
TIME: 10:56
PAGE: 21

Plan Year	IDIS Project	IDIS Activity	Voucher Number	Activity Name	Matrix Code	National Objective	Drawn Amount
2020	4	4379	6591694	2020 CV CDBG Administration	21A		\$156.10
			6592063	2020 CV CDBG Administration	21A		\$318.78
			6593747	2020 CV CDBG Administration	21A		\$111.50
			6593767	2020 CV CDBG Administration	21A		\$100.35
			6593768	2020 CV CDBG Administration	21A		\$283.51
			6593821	2020 CV CDBG Administration	21A		\$334.50
			6593933	2020 CV CDBG Administration	21A		\$312.20
			6593976	2020 CV CDBG Administration	21A		\$379.10
			6594019	2020 CV CDBG Administration	21A		\$111.50
			6594411	2020 CV CDBG Administration	21A		\$822.89
			6594435	2020 CV CDBG Administration	21A		\$679.98
			6595006	2020 CV CDBG Administration	21A		\$142.91
			6595252	2020 CV CDBG Administration	21A		\$50.71
			6595484	2020 CV CDBG Administration	21A		\$267.60
			6595562	2020 CV CDBG Administration	21A		\$216.67
			6595584	2020 CV CDBG Administration	21A		\$283.52
			6595656	2020 CV CDBG Administration	21A		\$172.88
			6595898	2020 CV CDBG Administration	21A		\$334.22
			6597896	2020 CV CDBG Administration	21A		\$245.30
			6598241	2020 CV CDBG Administration	21A		\$111.50
			6600121	2020 CV CDBG Administration	21A		\$5,601.89
			6600800	2020 CV CDBG Administration	21A		\$4,908.10
			6601562	2020 CV CDBG Administration	21A		\$4,242.15
			6601583	2020 CV CDBG Administration	21A		\$289.90
			6601889	2020 CV CDBG Administration	21A		\$327.42
			6603227	2020 CV CDBG Administration	21A		\$133.80
			6603231	2020 CV CDBG Administration	21A		\$240.84
			6603232	2020 CV CDBG Administration	21A		\$294.36
			6603830	2020 CV CDBG Administration	21A		\$354.97
			6603883	2020 CV CDBG Administration	21A		\$636.18
			6603908	2020 CV CDBG Administration	21A		\$224.74
			6604735	2020 CV CDBG Administration	21A		\$151.67
			6605371	2020 CV CDBG Administration	21A		\$495.58
			6605932	2020 CV CDBG Administration	21A		\$484.05
			6606588	2020 CV CDBG Administration	21A		\$752.62
			6606589	2020 CV CDBG Administration	21A		\$423.70
			6606640	2020 CV CDBG Administration	21A		\$401.07
			6606849	2020 CV CDBG Administration	21A		\$149.83
			6606989	2020 CV CDBG Administration	21A		\$737.60
			6607119	2020 CV CDBG Administration	21A		\$855.15
			6607124	2020 CV CDBG Administration	21A		\$560.11
			6610478	2020 CV CDBG Administration	21A		\$4,908.10
			6616894	2020 CV CDBG Administration	21A		\$5,467.50
			6617075	2020 CV CDBG Administration	21A		\$245.30
			6617093	2020 CV CDBG Administration	21A		\$356.80
			6617297	2020 CV CDBG Administration	21A		\$200.70
			6617455	2020 CV CDBG Administration	21A		\$289.90
			6617468	2020 CV CDBG Administration	21A		\$100.35
			6617562	2020 CV CDBG Administration	21A		\$289.90
			6617581	2020 CV CDBG Administration	21A		\$289.90
			6617591	2020 CV CDBG Administration	21A		\$451.58
			6617593	2020 CV CDBG Administration	21A		\$403.63
			6617638	2020 CV CDBG Administration	21A		\$200.70
			6617648	2020 CV CDBG Administration	21A		\$5,245.06
			6617695	2020 CV CDBG Administration	21A		\$574.22
			6618145	2020 CV CDBG Administration	21A		\$397.61
			6618745	2020 CV CDBG Administration	21A		\$769.87
			6618751	2020 CV CDBG Administration	21A		\$504.80
			6618753	2020 CV CDBG Administration	21A		\$552.97
			6618754	2020 CV CDBG Administration	21A		\$308.87
			6618769	2020 CV CDBG Administration	21A		\$442.56



Office of Community Planning and Development
U.S. Department of Housing and Urban Development
Integrated Disbursement and Information System
PR26 - CDBG-CV Financial Summary Report
ORANGE COUNTY , FL

DATE: 11-30-23
TIME: 10:56
PAGE: 22

Plan Year	IDIS Project	IDIS Activity	Voucher Number	Activity Name	Matrix Code	National Objective	Drawn Amount
2020	4	4379	6618993	2020 CV CDBG Administration	21A		\$175.87
			6619035	2020 CV CDBG Administration	21A		\$570.49
			6620717	2020 CV CDBG Administration	21A		\$6,368.71
			6621468	2020 CV CDBG Administration	21A		\$691.30
			6621471	2020 CV CDBG Administration	21A		\$691.30
			6621492	2020 CV CDBG Administration	21A		\$8,547.78
			6621529	2020 CV CDBG Administration	21A		\$361.26
			6621532	2020 CV CDBG Administration	21A		\$441.54
			6623411	2020 CV CDBG Administration	21A		\$4,908.10
			6623525	2020 CV CDBG Administration	21A		\$345.65
			6623735	2020 CV CDBG Administration	21A		\$535.20
			6623772	2020 CV CDBG Administration	21A		\$755.97
			6623810	2020 CV CDBG Administration	21A		\$760.43
			6623960	2020 CV CDBG Administration	21A		\$236.38
			6626729	2020 CV CDBG Administration	21A		\$449.47
			6627278	2020 CV CDBG Administration	21A		\$59.70
			6627484	2020 CV CDBG Administration	21A		\$11.52
			6627489	2020 CV CDBG Administration	21A		\$433.34
			6633629	2020 CV CDBG Administration	21A		\$9,377.44
			6633638	2020 CV CDBG Administration	21A		\$4,073.72
			6634415	2020 CV CDBG Administration	21A		\$289.90
			6635264	2020 CV CDBG Administration	21A		\$4,908.10
			6639805	2020 CV CDBG Administration	21A		\$23.05
			6640092	2020 CV CDBG Administration	21A		\$340.07
			6640196	2020 CV CDBG Administration	21A		\$200.70
			6640291	2020 CV CDBG Administration	21A		\$401.40
			6640337	2020 CV CDBG Administration	21A		\$289.90
			6640450	2020 CV CDBG Administration	21A		\$473.88
			6640722	2020 CV CDBG Administration	21A		\$200.70
			6640918	2020 CV CDBG Administration	21A		\$15.90
			6640978	2020 CV CDBG Administration	21A		\$260.46
			6641028	2020 CV CDBG Administration	21A		\$223.58
			6641053	2020 CV CDBG Administration	21A		\$46.10
			6642835	2020 CV CDBG Administration	21A		\$40.34
			6642885	2020 CV CDBG Administration	21A		\$306.57
			6642891	2020 CV CDBG Administration	21A		\$11.53
			6643118	2020 CV CDBG Administration	21A		\$96.12
			6643257	2020 CV CDBG Administration	21A		\$312.20
			6643367	2020 CV CDBG Administration	21A		\$178.40
			6643480	2020 CV CDBG Administration	21A		\$2,408.66
			6643522	2020 CV CDBG Administration	21A		\$55.75
			6643546	2020 CV CDBG Administration	21A		\$490.60
			6643578	2020 CV CDBG Administration	21A		\$312.20
			6643893	2020 CV CDBG Administration	21A		\$5,446.70
			6643935	2020 CV CDBG Administration	21A		\$546.35
			6644319	2020 CV CDBG Administration	21A		\$328.92
			6644336	2020 CV CDBG Administration	21A		\$66.90
			6644380	2020 CV CDBG Administration	21A		\$133.80
			6644401	2020 CV CDBG Administration	21A		\$312.20
			6644454	2020 CV CDBG Administration	21A		\$178.40
			6644554	2020 CV CDBG Administration	21A		\$8.07
			6647851	2020 CV CDBG Administration	21A		\$4,908.10
			6655665	2020 CV CDBG Administration	21A		\$44.60
			6658062	2020 CV CDBG Administration	21A		\$312.20
			6659324	2020 CV CDBG Administration	21A		\$4,908.10
			6661622	2020 CV CDBG Administration	21A		\$3,176.92
			6663465	2020 CV CDBG Administration	21A		\$786.08
			6663954	2020 CV CDBG Administration	21A		\$713.60
			6663967	2020 CV CDBG Administration	21A		\$5.58
			6663978	2020 CV CDBG Administration	21A		\$590.95
			6664027	2020 CV CDBG Administration	21A		\$178.40



Office of Community Planning and Development
U.S. Department of Housing and Urban Development
Integrated Disbursement and Information System
PR26 - CDBG-CV Financial Summary Report
ORANGE COUNTY , FL

DATE: 11-30-23
TIME: 10:56
PAGE: 23

Plan Year	IDIS Project	IDIS Activity	Voucher Number	Activity Name	Matrix Code	National Objective	Drawn Amount
2020	4	4379	6664060	2020 CV CDBG Administration	21A		\$223.00
			6664135	2020 CV CDBG Administration	21A		\$223.00
			6664664	2020 CV CDBG Administration	21A		\$560.11
			6664689	2020 CV CDBG Administration	21A		\$587.78
			6664988	2020 CV CDBG Administration	21A		\$55.32
			6665143	2020 CV CDBG Administration	21A		\$428.73
			6665392	2020 CV CDBG Administration	21A		\$34.58
			6665666	2020 CV CDBG Administration	21A		\$3,205.57
			6666442	2020 CV CDBG Administration	21A		\$3,919.28
			6666912	2020 CV CDBG Administration	21A		\$145.21
			6668011	2020 CV CDBG Administration	21A		\$3,198.97
			6669451	2020 CV CDBG Administration	21A		\$7,804.82
			6670082	2020 CV CDBG Administration	21A		\$601.61
			6670418	2020 CV CDBG Administration	21A		\$3,570.20
			6673688	2020 CV CDBG Administration	21A		\$6,869.35
			6674589	2020 CV CDBG Administration	21A		\$4,908.10
			6675028	2020 CV CDBG Administration	21A		\$223.00
			6675139	2020 CV CDBG Administration	21A		\$267.60
			6676209	2020 CV CDBG Administration	21A		\$223.00
			6676636	2020 CV CDBG Administration	21A		\$133.80
			6676714	2020 CV CDBG Administration	21A		\$6,271.81
			6677203	2020 CV CDBG Administration	21A		\$382.63
			6677223	2020 CV CDBG Administration	21A		\$304.26
			6677238	2020 CV CDBG Administration	21A		\$97.96
			6677357	2020 CV CDBG Administration	21A		\$200.70
			6677368	2020 CV CDBG Administration	21A		\$223.00
			6677384	2020 CV CDBG Administration	21A		\$156.10
			6677399	2020 CV CDBG Administration	21A		\$245.30
			6677440	2020 CV CDBG Administration	21A		\$507.33
			6677710	2020 CV CDBG Administration	21A		\$111.50
			6677746	2020 CV CDBG Administration	21A		\$234.15
			6677765	2020 CV CDBG Administration	21A		\$384.68
			6677780	2020 CV CDBG Administration	21A		\$624.40
			6677823	2020 CV CDBG Administration	21A		\$301.05
			6679806	2020 CV CDBG Administration	21A		\$387.24
			6679852	2020 CV CDBG Administration	21A		\$50.02
			6679898	2020 CV CDBG Administration	21A		\$523.23
			6680312	2020 CV CDBG Administration	21A		\$66.90
			6680358	2020 CV CDBG Administration	21A		\$53.94
			6680722	2020 CV CDBG Administration	21A		\$245.30
			6681860	2020 CV CDBG Administration	21A		\$156.10
			6683795	2020 CV CDBG Administration	21A		\$442.56
			6683834	2020 CV CDBG Administration	21A		\$859.76
			6684011	2020 CV CDBG Administration	21A		\$4,908.10
			6687242	2020 CV CDBG Administration	21A		\$115.48
			6687400	2020 CV CDBG Administration	21A		\$407.99
			6687564	2020 CV CDBG Administration	21A		\$129.54
			6687575	2020 CV CDBG Administration	21A		\$235.11
			6688164	2020 CV CDBG Administration	21A		\$297.34
			6689890	2020 CV CDBG Administration	21A		\$8,380.26
			6690282	2020 CV CDBG Administration	21A		\$105.34
			6690287	2020 CV CDBG Administration	21A		\$472.52
			6690836	2020 CV CDBG Administration	21A		\$98.42
			6691022	2020 CV CDBG Administration	21A		\$6,867.06
			6691290	2020 CV CDBG Administration	21A		\$89.90
			6691470	2020 CV CDBG Administration	21A		\$6.45
			6691572	2020 CV CDBG Administration	21A		\$69.84
			6691736	2020 CV CDBG Administration	21A		\$42.64
			6691755	2020 CV CDBG Administration	21A		\$5,322.67
			6691901	2020 CV CDBG Administration	21A		\$245.30
			6691933	2020 CV CDBG Administration	21A		\$28.81



Office of Community Planning and Development
U.S. Department of Housing and Urban Development
Integrated Disbursement and Information System
PR26 - CDBG-CV Financial Summary Report
ORANGE COUNTY , FL

DATE: 11-30-23
TIME: 10:56
PAGE: 24

Plan Year	IDIS Project	IDIS Activity	Voucher Number	Activity Name	Matrix Code	National Objective	Drawn Amount
2020	4	4379	6691951	2020 CV CDBG Administration	21A		\$317.78
			6691994	2020 CV CDBG Administration	21A		\$133.80
			6692662	2020 CV CDBG Administration	21A		\$381.33
			6692694	2020 CV CDBG Administration	21A		\$223.00
			6692725	2020 CV CDBG Administration	21A		\$245.30
			6692788	2020 CV CDBG Administration	21A		\$596.52
			6693375	2020 CV CDBG Administration	21A		\$312.20
			6693620	2020 CV CDBG Administration	21A		\$7,209.16
			6694239	2020 CV CDBG Administration	21A		\$405.68
			6694278	2020 CV CDBG Administration	21A		\$269.69
			6694280	2020 CV CDBG Administration	21A		\$239.72
			6694425	2020 CV CDBG Administration	21A		\$225.89
			6694497	2020 CV CDBG Administration	21A		\$36.88
			6694708	2020 CV CDBG Administration	21A		\$4,018.56
			6695202	2020 CV CDBG Administration	21A		\$5,006.27
			6695765	2020 CV CDBG Administration	21A		\$178.40
			6696259	2020 CV CDBG Administration	21A		\$108.33
			6701220	2020 CV CDBG Administration	21A		\$490.60
			6704872	2020 CV CDBG Administration	21A		\$5,006.27
			6713567	2020 CV CDBG Administration	21A		\$3,166.57
			6714169	2020 CV CDBG Administration	21A		\$5,006.27
			6714954	2020 CV CDBG Administration	21A		\$2,597.35
			6719414	2020 CV CDBG Administration	21A		\$33.45
			6719560	2020 CV CDBG Administration	21A		\$7.46
			6723131	2020 CV CDBG Administration	21A		\$7.61
			6723628	2020 CV CDBG Administration	21A		\$23.05
			6723632	2020 CV CDBG Administration	21A		\$105.57
			6724057	2020 CV CDBG Administration	21A		\$69.38
			6724224	2020 CV CDBG Administration	21A		\$1.15
			6724757	2020 CV CDBG Administration	21A		\$5,006.27
			6724945	2020 CV CDBG Administration	21A		\$156.10
			6725255	2020 CV CDBG Administration	21A		\$3,034.52
			6725369	2020 CV CDBG Administration	21A		\$206.28
			6727790	2020 CV CDBG Administration	21A		\$156.10
			6728898	2020 CV CDBG Administration	21A		\$26.97
			6730545	2020 CV CDBG Administration	21A		\$234.15
			6734467	2020 CV CDBG Administration	21A		\$16.72
			6735443	2020 CV CDBG Administration	21A		\$5,006.27
			6738290	2020 CV CDBG Administration	21A		\$2,294.29
			6739380	2020 CV CDBG Administration	21A		\$3,188.64
			6742863	2020 CV CDBG Administration	21A		\$457.15
			6743238	2020 CV CDBG Administration	21A		\$163.66
			6744951	2020 CV CDBG Administration	21A		\$15.44
			6744970	2020 CV CDBG Administration	21A		\$5.76
			6745809	2020 CV CDBG Administration	21A		\$3,127.46
			6746841	2020 CV CDBG Administration	21A		\$5,006.27
			6747804	2020 CV CDBG Administration	21A		\$429.28
			6748982	2020 CV CDBG Administration	21A		\$2,519.77
			6754297	2020 CV CDBG Administration	21A		\$2,046.65
			6755466	2020 CV CDBG Administration	21A		\$2,510.16
			6756940	2020 CV CDBG Administration	21A		\$2,371.53
			6758399	2020 CV CDBG Administration	21A		\$5,006.27
			6766278	2020 CV CDBG Administration	21A		\$8.76
			6766617	2020 CV CDBG Administration	21A		\$579.80
			6768928	2020 CV CDBG Administration	21A		\$28.12
			6769028	2020 CV CDBG Administration	21A		\$607.68
			6769786	2020 CV CDBG Administration	21A		\$609.67
			6769970	2020 CV CDBG Administration	21A		\$629.98
			6771232	2020 CV CDBG Administration	21A		\$5,006.27
			6778121	2020 CV CDBG Administration	21A		\$1,960.73
			6780924	2020 CV CDBG Administration	21A		\$2,343.87



Office of Community Planning and Development
U.S. Department of Housing and Urban Development
Integrated Disbursement and Information System
Expenditure Report
Use of CDBG Funds by ORANGE COUNTY,FL
from 10-01-2022 to 09-30-2023

DATE: 11-30-23
TIME: 11:02
PAGE: 1

Matrix Code	Activity Group	Matrix Code Name	Disbursements during PY 2022	Percent of Total Disbursed in 2022
14A	HR	Rehab; Single-Unit Residential	2,358,610.50	36.50%
14B	HR	Rehab; Multi-Unit Residential	1,079,870.87	16.71%
14H	HR	Rehabilitation Administration	347,692.72	5.38%
14I	HR	Lead-Based/Lead Hazard Test/Abate	5,455.76	0.08%
Subtotal for : Housing			3,791,629.85	58.68%
03C	PI	Homeless Facilities (not operating costs)	93,750.47	1.45%
03E	PI	Neighborhood Facilities	391,118.02	6.05%
Subtotal for : Public Facilities and Improvements			484,868.49	7.50%
03T	PS	Operating Costs of Homeless/AIDS Patients Programs	31,130.71	0.48%
05A	PS	Senior Services	96,212.29	1.49%
05B	PS	Services for Persons with Disabilities	139,687.07	2.16%
05C	PS	Legal Services	41,303.91	0.64%
05D	PS	Youth Services	34,243.83	0.53%
05F	PS	Substance Abuse Services	60,824.45	0.94%
05G	PS	Services for victims of domestic violence, dating violence, sexual assault or stalkin	35,052.19	0.54%
05H	PS	Employment Training	82,684.17	1.28%
05L	PS	Child Care Services	208,309.77	3.22%
05M	PS	Health Services	59,701.21	0.92%
05O	PS	Mental Health Services	43,706.27	0.68%
05Q	PS	Subsistence Payment	47,560.56	0.74%
05X	PS	Housing Information and Referral Services	39,109.55	0.61%
Subtotal for : Public Services			919,525.98	14.23%
21A	AP	General Program Administration	1,262,522.01	19.54%
21D	AP	Fair Housing Activities (subject to 20% Admin Cap)	3,360.00	0.05%
Subtotal for : General Administration and Planning			1,265,882.01	19.59%
Total Disbursements			6,461,906.33	100.00%

Matrix Code	Activity Group	Matrix Code Name	Disbursements during PY 2022	Percent of Total Disbursed in 2022
14B	HR	Rehab; Multi-Unit Residential	2,494.00	0.19%
Subtotal for : Housing			2,494.00	0.19%
03B	PI	Facility for Persons with Disabilities	277,725.00	21.39%
03C	PI	Homeless Facilities (not operating costs)	455,279.85	35.07%
03E	PI	Neighborhood Facilities	353,586.60	27.24%
Subtotal for : Public Facilities and Improvements			1,086,591.45	83.71%
03T	PS	Operating Costs of Homeless/AIDS Patients Programs	38,089.98	2.93%
05C	PS	Legal Services	28,633.02	2.21%
05D	PS	Youth Services	7,944.50	0.61%
05H	PS	Employment Training	15,428.48	1.19%
Subtotal for : Public Services			90,095.98	6.94%
21A	AP	General Program Administration	118,938.44	9.16%
Subtotal for : General Administration and Planning			118,938.44	9.16%
Total Disbursements			1,298,119.87	100.00%



U.S. Department of Housing and Urban Development
Office of Community Planning and Development
Integrated Disbursement and Information System
PR91 - ESG Financial Summary

DATE: 11-30-23
TIME: 11:06
PAGE: 1

ORANGE COUNTY, FL
2022

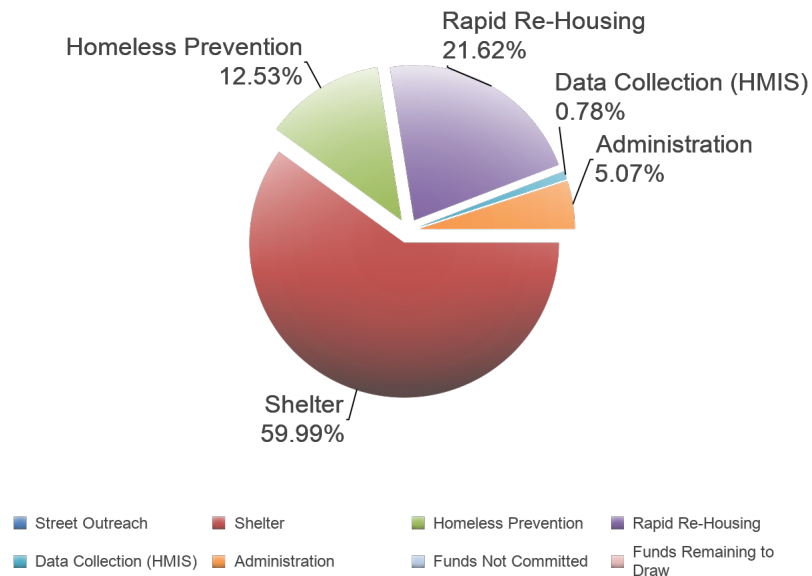
ESG Program Level Summary

Grant Number	Total Grant Amount	Total Funds Committed	Total Funds Available to Commit	% of Grant Funds Not Committed	Grant Funds Drawn	% of Grant Funds Drawn	Available to Draw	% Remaining to Draw
E22UC120003	\$638,241.00	\$638,241.00	\$0.00	0.00%	\$397,431.41	62.27%	\$240,809.59	37.73%

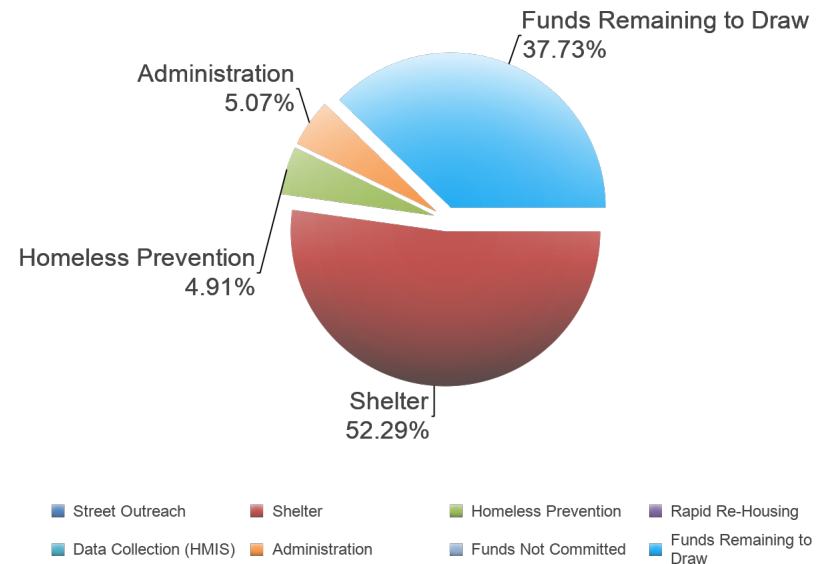
ESG Program Components

Activity Type	Total Committed to Activities	% of Grant Committed	Drawn Amount	% of Grant Drawn
Street Outreach	\$0.00	0.00%	\$0.00	0.00%
Shelter	\$382,900.00	59.99%	\$333,734.81	52.29%
Homeless Prevention	\$80,000.00	12.53%	\$31,355.60	4.91%
Rapid Re-Housing	\$138,000.00	21.62%	\$0.00	0.00%
Data Collection (HMIS)	\$5,000.00	0.78%	\$0.00	0.00%
Administration	\$32,341.00	5.07%	\$32,341.00	5.07%
Funds Not Committed	\$0.00	0.00%	\$0.00	0.00%
Funds Remaining to Draw	\$0.00	0.00%	\$240,809.59	37.73%
Total	\$638,241.00	100.00%	\$638,241.00	100.00%

Funds Committed



Funds Drawn





U.S. Department of Housing and Urban Development
Office of Community Planning and Development
Integrated Disbursement and Information System
PR91 - ESG Financial Summary

DATE: 11-30-23
TIME: 11:06
PAGE: 2

ORANGE COUNTY, FL
2022

24-Month Grant Expenditure Deadline

All of the recipient's grant must be expended for eligible activity costs within 24 months after the date HUD signs the grant agreement with the recipient. Expenditure means either an actual cash disbursement for a direct charge for a good or service or an indirect cost or the accrual of a direct charge for a good or service or an indirect cost. This report uses draws in IDIS to measure expenditures. HUD allocated Fiscal Year 2011 ESG funds in two allocations. For FY2011, this Obligation Date is the date of the first allocation. This report does not list the Obligation Date, does not calculate the Expenditure Deadline, and does not track the Days Remaining for the FY 2011 second allocation.

Grant Amount: \$638,241.00

Grant Number	Draws to Date	HUD Obligation Date	Expenditure Deadline	Days Remaining to Meet Requirement Date	Expenditures Required
E22UC120003	\$397,431.41	10/28/2022	10/28/2024	333	\$240,809.59

60% Cap on Emergency Shelter and Street Outreach

The cap refers to the total amount of the recipient's fiscal year grant, allowed for emergency shelter and street outreach activities, is capped at 60 percent. This amount cannot exceed the greater of: (1) 60% of the overall grant for the year; or, (2) the amount of Fiscal Year 2010 ESG funds committed for homeless assistance activities. (Note: the HESG-CV grants are currently exempt from the 60% funding cap restrictions.)

Amount Committed to Shelter	Amount Committed to Street Outreach	Total Amount Committed to Shelter and Street Outreach	% Committed to Shelter and Street Outreach	2010 Funds Committed to Homeless Assistance Activities	Total Drawn for Shelter and Street Outreach	% Drawn for Shelter and Street Outreach
\$382,900.00	\$0.00	\$382,900.00	59.99%	\$230,749.00	\$333,734.81	52.29%



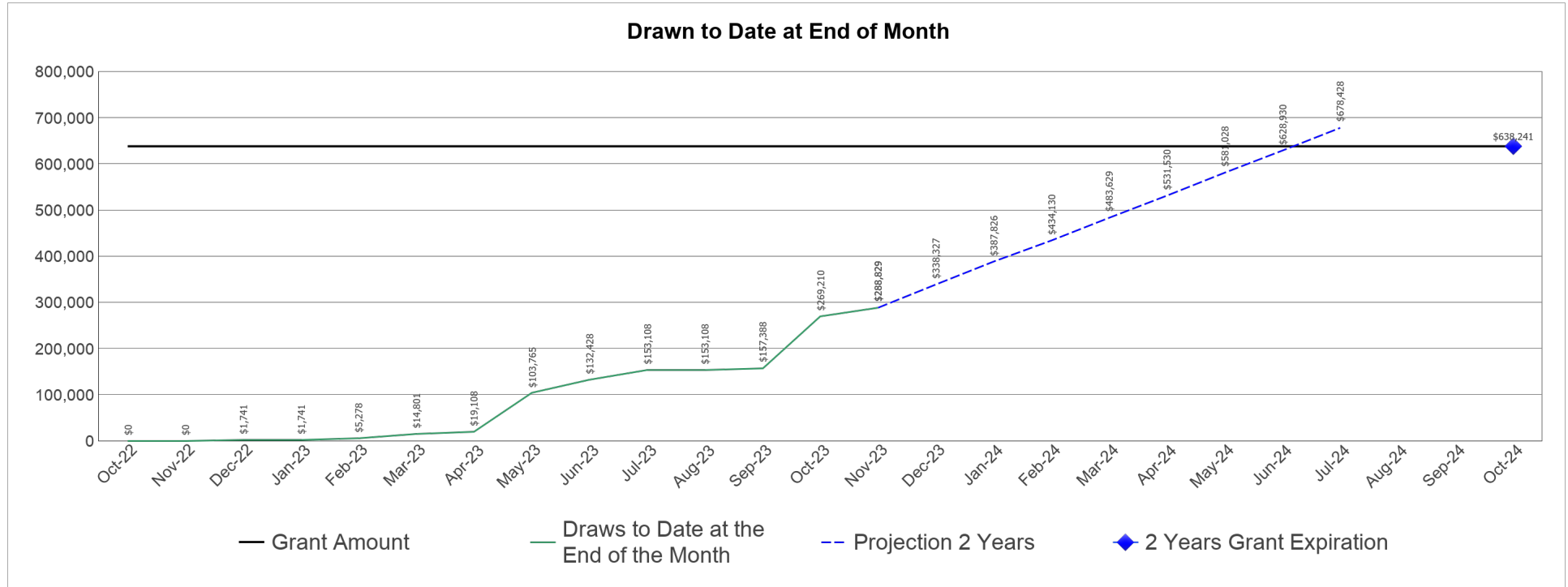
U.S. Department of Housing and Urban Development
Office of Community Planning and Development
Integrated Disbursement and Information System
PR91 - ESG Financial Summary

DATE: 11-30-23
TIME: 11:06
PAGE: 3

ORANGE COUNTY, FL
2022

ESG Draws By Month (at the total grant level):

Grant Amount: 638,241.00



ESG Draws By Quarter (at the total grant level):

Quarter End Date	Draws for the Quarter	Draws to Date at the End of the Quarter	% Drawn for the Quarter	% Drawn to Date at End of Quarter
12/31/2022	\$1,741.38	\$1,741.38	0.27%	0.27%
03/31/2023	\$13,059.17	\$14,800.55	2.05%	2.32%
06/30/2023	\$117,627.43	\$132,427.98	18.43%	20.75%
09/30/2023	\$24,959.80	\$157,387.78	3.91%	24.66%
12/31/2023	\$131,441.44	\$288,829.22	20.59%	45.25%



U.S. Department of Housing and Urban Development
Office of Community Planning and Development
Integrated Disbursement and Information System
PR91 - ESG Financial Summary

DATE: 11-30-23
TIME: 11:06
PAGE: 4

ORANGE COUNTY, FL
2022

ESG Subrecipient Commitments and Draws by Activity Category :

Subrecipient	Activity Type	Committed	Drawn
ORANGE COUNTY	Administration	\$32,341.00	\$32,341.00
	Total	\$32,341.00	\$32,341.00
	Total Remaining to be Drawn	\$0.00	\$0.00
	Percentage Remaining to be Drawn	\$0.00	0.00%
COVENANT HOUSE	Shelter	\$70,000.00	\$56,703.26
	Total	\$70,000.00	\$56,703.26
	Total Remaining to be Drawn	\$0.00	\$13,296.74
	Percentage Remaining to be Drawn	\$0.00	19.00%
Catholic Charities of Central Florida, Inc.	Rapid Re-Housing	\$138,000.00	\$0.00
	Total	\$138,000.00	\$0.00
	Total Remaining to be Drawn	\$0.00	\$138,000.00
	Percentage Remaining to be Drawn	\$0.00	100.00%
Coalition for the Homeless of Central Florida	Shelter	\$100,000.00	\$97,359.18
	Total	\$100,000.00	\$97,359.18
	Total Remaining to be Drawn	\$0.00	\$2,640.82
	Percentage Remaining to be Drawn	\$0.00	2.64%
Harbor House of Central Florida, Inc.	Shelter	\$77,900.00	\$71,619.26
	Total	\$77,900.00	\$71,619.26
	Total Remaining to be Drawn	\$0.00	\$6,280.74
	Percentage Remaining to be Drawn	\$0.00	8.06%
Homeless Services Network of Central Florida	Data Collection (HMIS)	\$5,000.00	\$0.00
	Total	\$5,000.00	\$0.00
	Total Remaining to be Drawn	\$0.00	\$5,000.00
	Percentage Remaining to be Drawn	\$0.00	100.00%
Family Promise of Greater Orlando	Shelter	\$60,000.00	\$33,053.12
	Homeless Prevention	\$80,000.00	\$31,355.60
	Total	\$140,000.00	\$64,408.72
	Total Remaining to be Drawn	\$0.00	\$75,591.28
	Percentage Remaining to be Drawn	\$0.00	53.99%
The Salvation Army	Shelter	\$75,000.00	\$74,999.99
	Total	\$75,000.00	\$74,999.99
	Total Remaining to be Drawn	\$0.00	\$0.01
	Percentage Remaining to be Drawn	\$0.00	0.00%



U.S. Department of Housing and Urban Development
Office of Community Planning and Development
Integrated Disbursement and Information System
PR91 - ESG Financial Summary

DATE: 11-30-23
TIME: 11:06
PAGE: 5

ORANGE COUNTY, FL
2022

ESG Subrecipients by Activity Category

Activity Type	Subrecipient
Shelter	COVENANT HOUSE
	Coalition for the Homeless of Central Florida
	Harbor House of Central Florida, Inc.
	Family Promise of Greater Orlando
	The Salvation Army
Homeless Prevention	Family Promise of Greater Orlando
Rapid Re-Housing	Catholic Charities of Central Florida, Inc.
Data Collection (HMIS)	Homeless Services Network of Central Florida
Administration	ORANGE COUNTY



U.S. Department of Housing and Urban Development
Office of Community Planning and Development
Integrated Disbursement and Information System
PR91 - ESG-CV Financial Summary
ORANGE COUNTY, FL
2020

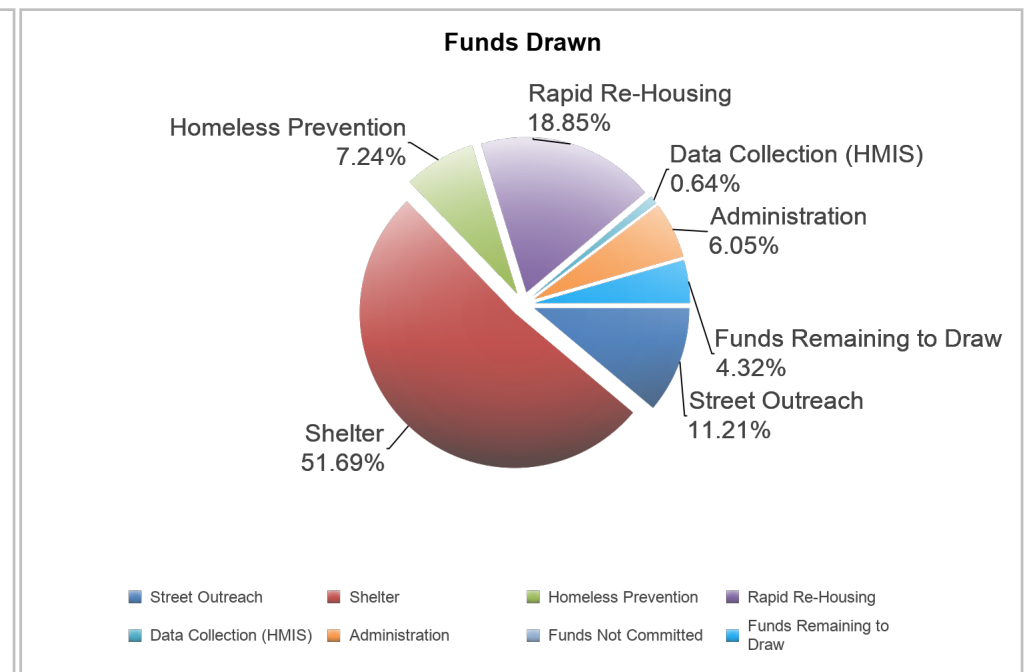
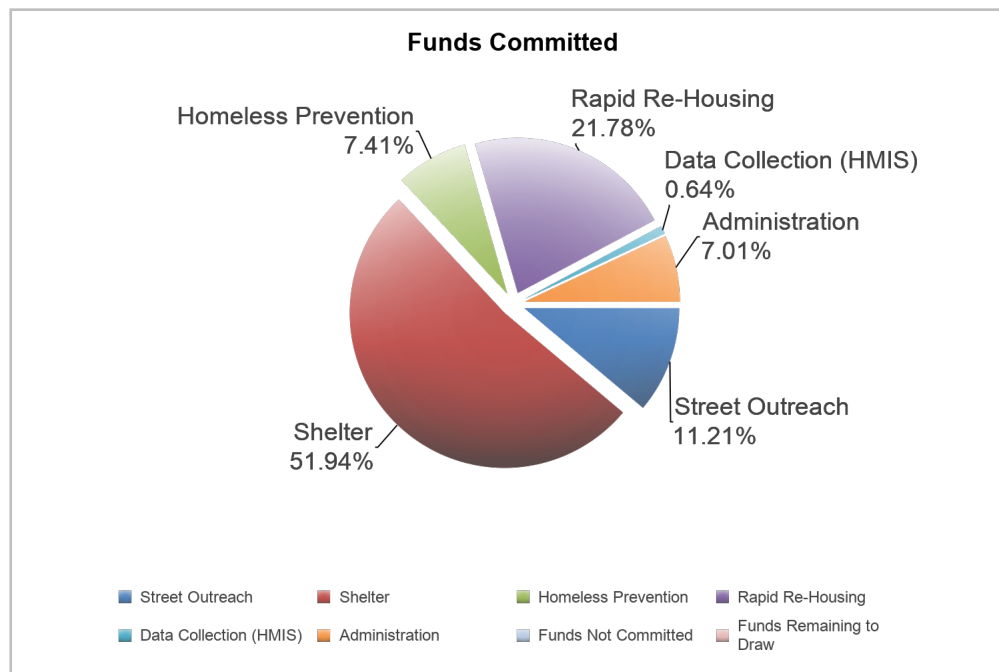
DATE: 11-30-23
TIME: 11:11
PAGE: 1

ESG-CV Program Level Summary

Grant Number	Total Grant Amount	Total Funds Committed	Total Funds Available to Commit	% of Grant Funds Not Committed	Grant Funds Drawn	% of Grant Funds Drawn	Available to Draw	% Remaining to Draw
E20UW120003	\$6,284,674.79	\$6,284,674.79	\$0.00	0.00%	\$6,013,078.51	95.68%	\$271,596.28	4.32%

ESG-CV Program Components

Activity Type	Total Committed to Activities	% of Grant Committed	Drawn Amount	% of Grant Drawn
Street Outreach	\$704,767.00	11.21%	\$704,767.00	11.21%
Shelter	\$3,264,369.00	51.94%	\$3,248,637.33	51.69%
Homeless Prevention	\$465,763.00	7.41%	\$454,697.34	7.24%
Rapid Re-Housing	\$1,368,994.00	21.78%	\$1,184,778.35	18.85%
Data Collection (HMIS)	\$40,000.00	0.64%	\$40,000.00	0.64%
Administration	\$440,781.79	7.01%	\$380,198.49	6.05%
Funds Not Committed	\$0.00	0.00%	\$0.00	0.00%
Funds Remaining to Draw	\$0.00	0.00%	\$271,596.28	4.32%
Total	\$6,284,674.79	100.00%	\$6,284,674.79	100.00%





U.S. Department of Housing and Urban Development
Office of Community Planning and Development
Integrated Disbursement and Information System
PR91 - ESG-CV Financial Summary
ORANGE COUNTY, FL
2020

DATE: 11-30-23
TIME: 11:11
PAGE: 2

24-Month Grant Expenditure Deadline

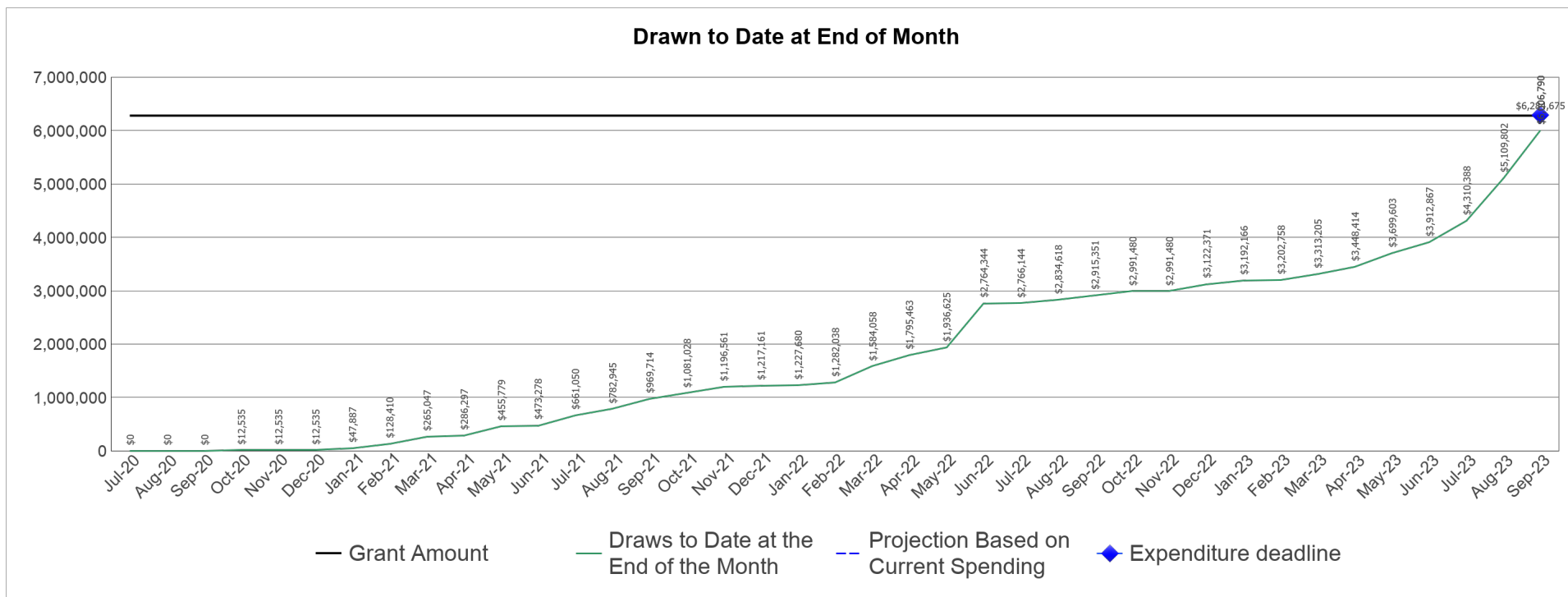
All of the recipient's grant must be expended for eligible activity costs within 24 months after the date HUD signs the grant agreement with the recipient. Expenditure means either an actual cash disbursement for a direct charge for a good or service or an indirect cost or the accrual of a direct charge for a good or service or an indirect cost. This report uses draws in IDIS to measure expenditures. HUD allocated Fiscal Year 2011 ESG funds in two allocations. For FY2011, this Obligation Date is the date of the first allocation. This report does not list the Obligation Date, does not calculate the Expenditure Deadline, and does not track the Days Remaining for the FY 2011 second allocation.

Grant Amount: \$6,284,674.79

Grant Number	Draws to Date	HUD Obligation Date	Expenditure Deadline	Days Remaining to Meet Requirement Date	Expenditures Required
E20UW120003	\$6,013,078.51	07/17/2020	09/30/2023	(61)	\$271,596.28

ESG Draws By Month (at the total grant level):

Grant Amount: 6,284,674.79



ESG-CV Draws By Quarter (at the total grant level):

Quarter End Date	Draws for the Quarter	Draws to Date at the End of the Quarter	% Drawn for the Quarter	% Drawn to Date at End of Quarter
09/30/2020	\$0.00	\$0.00	0.00%	0.00%
12/31/2020	\$12,534.90	\$12,534.90	0.20%	0.20%
03/31/2021	\$252,511.76	\$265,046.66	4.02%	4.22%



U.S. Department of Housing and Urban Development
Office of Community Planning and Development
Integrated Disbursement and Information System
PR91 - ESG-CV Financial Summary
ORANGE COUNTY, FL
2020

DATE: 11-30-23
TIME: 11:11
PAGE: 3

Quarter End Date	Draws for the Quarter	Draws to Date at the End of the Quarter	% Drawn for the Quarter	% Drawn to Date at End of Quarter
06/30/2021	\$208,231.43	\$473,278.09	3.31%	7.53%
09/30/2021	\$496,435.67	\$969,713.76	7.90%	15.43%
12/31/2021	\$247,446.78	\$1,217,160.54	3.94%	19.37%
03/31/2022	\$366,897.60	\$1,584,058.14	5.84%	25.21%
06/30/2022	\$1,180,286.15	\$2,764,344.29	18.78%	43.99%
09/30/2022	\$151,006.41	\$2,915,350.70	2.40%	46.39%
12/31/2022	\$207,020.24	\$3,122,370.94	3.29%	49.68%
03/31/2023	\$190,833.83	\$3,313,204.77	3.04%	52.72%
06/30/2023	\$599,662.01	\$3,912,866.78	9.54%	62.26%
09/30/2023	\$2,093,922.72	\$6,006,789.50	33.32%	95.58%



U.S. Department of Housing and Urban Development
Office of Community Planning and Development
Integrated Disbursement and Information System
PR91 - ESG-CV Financial Summary
ORANGE COUNTY, FL
2020

DATE: 11-30-23
TIME: 11:11
PAGE: 4

ESG-CV Subrecipient Commitments and Draws by Activity Category :

Subrecipient	Activity Type	Committed	Drawn
ORANGE COUNTY	Administration	\$440,781.79	\$380,198.49
	Total	\$440,781.79	\$380,198.49
	Total Remaining to be Drawn	\$0.00	\$60,583.30
	Percentage Remaining to be Drawn	\$0.00	13.74%
Catholic Charities of Central Florida, Inc.	Homeless Prevention	\$0.00	\$0.00
	Total	\$0.00	\$0.00
	Total Remaining to be Drawn	\$0.00	\$0.00
	Percentage Remaining to be Drawn	\$0.00	100.00%
Coalition for the Homeless of Central Florida	Shelter	\$479,637.00	\$479,633.64
	Homeless Prevention	\$199,435.00	\$188,370.08
	Total	\$679,072.00	\$668,003.72
	Total Remaining to be Drawn	\$0.00	\$11,068.28
	Percentage Remaining to be Drawn	\$0.00	1.63%
Harbor House of Central Florida, Inc.	Shelter	\$95,000.00	\$94,809.52
	Total	\$95,000.00	\$94,809.52
	Total Remaining to be Drawn	\$0.00	\$190.48
	Percentage Remaining to be Drawn	\$0.00	0.20%
Homeless Services Network of Central Florida	Shelter	\$1,000,000.00	\$985,766.29
	Rapid Re-Housing	\$1,368,994.00	\$1,184,778.35
	Data Collection (HMIS)	\$40,000.00	\$40,000.00
	Total	\$2,408,994.00	\$2,210,544.64
	Total Remaining to be Drawn	\$0.00	\$198,449.36
S.A.L.T.	Street Outreach	\$704,767.00	\$704,767.00
	Total	\$704,767.00	\$704,767.00
	Total Remaining to be Drawn	\$0.00	\$0.00
	Percentage Remaining to be Drawn	\$0.00	0.00%
Family Promise of Greater Orlando	Shelter	\$455,500.00	\$454,529.82
	Total	\$455,500.00	\$454,529.82
	Total Remaining to be Drawn	\$0.00	\$970.18
	Percentage Remaining to be Drawn	\$0.00	0.21%
The Salvation Army	Shelter	\$1,069,000.00	\$1,069,000.00
	Total	\$1,069,000.00	\$1,069,000.00
	Total Remaining to be Drawn	\$0.00	\$0.00
	Percentage Remaining to be Drawn	\$0.00	0.00%
Covenat House FLorida, Inc	Shelter	\$165,232.00	\$164,898.06
	Total	\$165,232.00	\$164,898.06
	Total Remaining to be Drawn	\$0.00	\$333.94
	Percentage Remaining to be Drawn	\$0.00	0.20%
Embrace Families Solutions, Inc	Homeless Prevention	\$266,328.00	\$266,327.26



U.S. Department of Housing and Urban Development
Office of Community Planning and Development
Integrated Disbursement and Information System
PR91 - ESG-CV Financial Summary
ORANGE COUNTY, FL
2020

Subecipient	Activity Type	Committed	Drawn
Embrace Families Solutions, Inc	Total	\$266,328.00	\$266,327.26
	Total Remaining to be Drawn	\$0.00	\$0.74
	Percentage Remaining to be Drawn	\$0.00	0.00%



U.S. Department of Housing and Urban Development
Office of Community Planning and Development
Integrated Disbursement and Information System
PR91 - ESG-CV Financial Summary
ORANGE COUNTY, FL
2020

DATE: 11-30-23
TIME: 11:11
PAGE: 6

ESG-CV Subrecipients by Activity Category

Activity Type	Subrecipient
Street Outreach	S.A.L.T.
Shelter	Coalition for the Homeless of Central Florida
	Harbor House of Central Florida, Inc.
	Homeless Services Network of Central Florida
	Family Promise of Greater Orlando
	The Salvation Army
Homeless Prevention	Covenat House FLorida, Inc
	Catholic Charities of Central Florida, Inc.
	Coalition for the Homeless of Central Florida
	Embrace Families Solutions, Inc
Rapid Re-Housing	Homeless Services Network of Central Florida
Data Collection (HMIS)	Homeless Services Network of Central Florida
Administration	ORANGE COUNTY

SAGE – HMIS REPORTING REPOSITORY

HUD ESG-CV CAPER – 13th Quarter Reporting (7/1/2023 to 9/30/2023)

Report: **ESG-CV**

Period: **7/1/2023 - 9/30/2023 (FY2023 Q12)**

Your user level here: **Data Entry and Account Admin**

Report Date Range

7/1/2023 to 9/30/2023

Report first submitted to HUD on

10/30/2023

Reporting Requirements Identified

Have you executed your ESG-CV Grant Agreement? **Yes**

Have you made any expenditures? **Yes**

Identify the expenditures made to date **HMIS, Admin, Emergency Shelter, Street Outreach, Rapid Re-Housing, Homelessness Prevention**

HMIS/VSP Contacts Identified

Organization	HMIS/VSP ID	VSP?	Contact Name	Contact Email	Contact Phone
Harbor House of Central Florida, Inc.	DV	Yes	Danielle Miller	dmiller@HarborHouseFL.com	(407)703-2891
Homeless Services Network of Central Florida, Inc.	HSN	No	Agustin Paz	agustin.paz@hsncfl.org	(407)893-0133 611

Project and Bundle List

Component Type	Subrecipient	Sub-subrecipient	Project Name	Carried Forward?	Start Date	End Date	HMIS ID	HMIS Full Name	VSP?	Bundle - Quarterly	Bundle Sent?	Bundle - Cumulative	Bundle Sent?
Emergency Shelter (CV)	Coalition for the Homeless of Central Florida Inc.		Center for Women and Families (CWF)	Y	4/1/2020	9/30/2021	HSN	Homeless Services Network of Central Florida, Inc.	No			<u>HSN-ES-CV-2</u>	Yes
Emergency Shelter (CV)	Coalition for the Homeless of Central Florida Inc.		Men's Service Center (MSC)	Y	4/1/2020	9/30/2021	HSN	Homeless Services Network of Central Florida, Inc.	No			<u>HSN-ES-CV-2</u>	Yes
Emergency Shelter (CV)	Coalition for the Homeless of Central Florida Inc.		Men's Service Center (MSC)	Y	10/1/2021	12/31/2022	HSN	Homeless Services Network of Central Florida, Inc.	No			<u>HSN-ES-CV-4</u>	Yes
Emergency Shelter (CV)	Coalition for the Homeless of Central Florida Inc.		Center for Women and Families (CWF)	Y	10/1/2021	12/31/2022	HSN	Homeless Services Network of Central Florida, Inc.	No			<u>HSN-ES-CV-4</u>	Yes
Emergency Shelter (CV)	Covenant House Florida Inc.		Youth Shelter - Safe-Haven Program	Y	4/1/2020	9/30/2022	HSN	Homeless Services Network of Central Florida, Inc.	No			<u>HSN-ES-CV-3</u>	Yes
Emergency Shelter (CV)	Family Promise of Greater Orlando Inc.		Interfaith Hospitality Network (IHN) Shelter Program	Y	4/1/2020	9/30/2022	HSN	Homeless Services Network of Central Florida, Inc.	No			<u>HSN-ES-CV-3</u>	Yes
Emergency Shelter (CV)	Harbor House of Central Florida Inc.		DV Emergency Shelter	Y	4/1/2020	9/30/2021	DV	Harbor House of Central Florida, Inc.	Yes			<u>DV-ES-CV-1</u>	Yes
Emergency Shelter (CV)	Homeless Services Network of Central Florida, Inc.	Coalition for the Homeless of Central Florida Inc.	Non-Congregate Shelter	Y	10/1/2021	8/31/2023	HSN	Homeless Services Network of Central Florida, Inc.	No	<u>HSN-ES-CV-1</u>	Yes	<u>HSN-ES-CV-5</u>	Yes
Emergency Shelter (CV)	Homeless Services Network of Central Florida, Inc.	Family Promise of Greater Orlando Inc.	Non-Congregate Shelter	Y	10/1/2021	8/31/2023	HSN	Homeless Services Network of Central Florida, Inc.	No	<u>HSN-ES-CV-1</u>	Yes	<u>HSN-ES-CV-5</u>	Yes
Emergency Shelter (CV)	Homeless Services Network of Central Florida, Inc.	SALT Outreach, Inc.	Non-Congregate Shelter	Y	10/1/2021	8/31/2023	HSN	Homeless Services Network of Central Florida, Inc.	No	<u>HSN-ES-CV-1</u>	Yes	<u>HSN-ES-CV-5</u>	Yes
Emergency Shelter (CV)	Homeless Services Network of Central Florida, Inc.	Samaritan Resource Center, Inc.	Non-Congregate Shelter	Y	10/1/2021	8/31/2023	HSN	Homeless Services Network of Central Florida, Inc.	No	<u>HSN-ES-CV-1</u>	Yes	<u>HSN-ES-CV-5</u>	Yes
Emergency Shelter (CV)	Homeless Services Network of Central Florida, Inc.	The Salvation Army of Orlando, Florida	Non-Congregate Shelter	Y	10/1/2021	8/31/2023	HSN	Homeless Services Network of Central Florida, Inc.	No	<u>HSN-ES-CV-1</u>	Yes	<u>HSN-ES-CV-5</u>	Yes
Emergency Shelter (CV)	The Salvation Army of Orlando, Florida		Women & Children's Lodge	Y	4/1/2020	9/30/2022	HSN	Homeless Services Network of Central Florida, Inc.	No			<u>HSN-ES-CV-3</u>	Yes

Component Type	Subrecipient	Sub-subrecipient	Project Name	Carried Forward?	Start Date	End Date	HMIS ID	HMIS Full Name	VSP?	Bundle - Quarterly	Bundle Sent?	Bundle - Cumulative	Bundle Sent?
Emergency Shelter (CV)	The Salvation Army of Orlando, Florida		Men's Lodge	Y	4/1/2020	9/30/2022	HSN	Homeless Services Network of Central Florida, Inc.	No			<u>HSN-ES-CV-3</u>	Yes
Homelessness Prevention	Catholic Charities of Central Florida, Inc.		Family Stabilization Program (HP)	Y	4/1/2021	2/28/2022	HSN	Homeless Services Network of Central Florida, Inc.	No			<u>HSN-HP-2</u>	Yes
Homelessness Prevention	Coalition for the Homeless of Central Florida Inc.		Crisis Assistance Program (HP)	Y	4/1/2021	12/31/2022	HSN	Homeless Services Network of Central Florida, Inc.	No			<u>HSN-HP-3</u>	Yes
Homelessness Prevention	Embrace Families Solutions, Inc.		Family Homeless Prevention Program	Y	4/1/2020	9/30/2021	HSN	Homeless Services Network of Central Florida, Inc.	No			<u>HSN-HP-1</u>	Yes
PH - Rapid Re-Housing	Homeless Services Network of Central Florida, Inc.		Rapid Re-housing (Rental Assistance)	Y	4/1/2020	7/31/2023	HSN	Homeless Services Network of Central Florida, Inc.	No	<u>HSN-RRH-1</u>	Yes	<u>HSN-RRH-2</u>	Yes
PH - Rapid Re-Housing	Homeless Services Network of Central Florida, Inc.	Catholic Charities of Central Florida, Inc.	Rapid Re-housing (Supportive Services)	Y	4/1/2020	7/31/2023	HSN	Homeless Services Network of Central Florida, Inc.	No	<u>HSN-RRH-1</u>	Yes	<u>HSN-RRH-2</u>	Yes
PH - Rapid Re-Housing	Homeless Services Network of Central Florida, Inc.	Christian Service Center for Central Florida, Inc.	Rapid Re-housing (Supportive Services)	Y	10/1/2021	7/31/2023	HSN	Homeless Services Network of Central Florida, Inc.	No	<u>HSN-RRH-1</u>	Yes	<u>HSN-RRH-3</u>	Yes
PH - Rapid Re-Housing	Homeless Services Network of Central Florida, Inc.	Coalition for the Homeless of Central Florida, Inc.	Rapid Re-housing (Supportive Services)	Y	4/1/2020	7/31/2023	HSN	Homeless Services Network of Central Florida, Inc.	No	<u>HSN-RRH-1</u>	Yes	<u>HSN-RRH-2</u>	Yes
PH - Rapid Re-Housing	Homeless Services Network of Central Florida, Inc.	Community Hope Center of Osceola County, Inc.	Rapid Re-housing (Supportive Services)	Y	4/1/2020	7/31/2023	HSN	Homeless Services Network of Central Florida, Inc.	No	<u>HSN-RRH-1</u>	Yes	<u>HSN-RRH-2</u>	Yes
PH - Rapid Re-Housing	Homeless Services Network of Central Florida, Inc.	Miracle of Love, Inc.	Rapid Re-housing (Supportive Services)	Y	4/1/2020	7/31/2023	HSN	Homeless Services Network of Central Florida, Inc.	No	<u>HSN-RRH-1</u>	Yes	<u>HSN-RRH-2</u>	Yes
PH - Rapid Re-Housing	Homeless Services Network of Central Florida, Inc.	Samaritan Resource Center, Inc.	Rapid Re-housing (Supportive Services)	Y	10/1/2021	7/31/2023	HSN	Homeless Services Network of Central Florida, Inc.	No	<u>HSN-RRH-1</u>	Yes	<u>HSN-RRH-3</u>	Yes
Street Outreach	SALT Outreach, Inc.		Street Outreach	Y	10/1/2021	6/30/2023	HSN	Homeless Services Network of Central Florida, Inc.	No			<u>HSN-SO-1</u>	Yes

CUMULATIVE Projects carried out during the program year (according to files that have been uploaded)

Components	Projects	Total Persons Reported	Total Households Reported
Emergency Shelter - Entry Exit	5	26	21

Components	Projects	Total Persons Reported	Total Households Reported
Emergency Shelter - Night-by-Night/Temporary Emergency Shelter	9	7304	6211
Day Shelter	0	0	0
Transitional Housing	0	0	0
Total Emergency Shelter Component	9	7304	6211
Total Street Outreach	1	1076	1062
Total PH - Rapid Re-Housing	7	413	165
Total Homelessness Prevention	3	329	109

QUARTERLY Projects carried out during the program year (according to files that have been uploaded)

Components	Projects	Total Persons Reported	Total Households Reported
Emergency Shelter - Entry Exit	5	0	0
Day Shelter	0	0	0
Transitional Housing	0	0	0
Total Emergency Shelter Component	0	0	0
Total PH - Rapid Re-Housing	7	45	14

Narrative for Projects Missing on Previous Submission

- no data -

Information on Allowable Activities

Temporary Emergency Shelters – essential services	No
Temporary Emergency Shelters – operating costs	No
Temporary Emergency Shelters – leasing existing real property or temporary structures	No
Temporary Emergency Shelters – acquisition of real property	No
Temporary Emergency Shelters – renovation of real property	No
Training	No
Hazard Pay	No
Handwashing Stations, Portable Bathrooms, Laundry Service	No
Landlord Incentives	No
Volunteer Incentives	No
Transportation (community-wide transport for testing or vaccination)	No
Vaccine Incentives	No
Coordinated Entry COVID Enhancements	No
I have completed all the fields on this form relevant to this submission	Yes

Category	This Quarter	Total Previous Submissions	Total Current + Previous
Expenditures for Homelessness Prevention			
Rental Housing	0.00	173,491.57	173,491.57
Relocation and Stabilization Services - Financial Assistance	0.00	153,798.07	153,798.07
Relocation and Stabilization Services - Services	0.00	130,288.01	130,288.01
Hazard Pay <i>(unique activity)</i>		0.00	0.00
Landlord Incentives <i>(unique activity)</i>		0.00	0.00
Volunteer Incentives <i>(unique activity)</i>		0.00	0.00
Training <i>(unique activity)</i>		0.00	0.00
Subtotal Homelessness Prevention	0.00	457,577.65	457,577.65
Expenditures for Rapid Rehousing			
Rental Housing	43,576.71	835,280.88	878,857.59
Relocation and Stabilization Services - Financial Assistance	22,351.14	102,929.98	125,281.12
Relocation and Stabilization Services - Services	69,001.87	207,348.24	276,350.11
Hazard Pay <i>(unique activity)</i>		0.00	0.00
Landlord Incentives <i>(unique activity)</i>		0.00	0.00
Volunteer Incentives <i>(unique activity)</i>		0.00	0.00
Training <i>(unique activity)</i>		0.00	0.00
Subtotal Rapid Rehousing	134,929.72	1,145,559.10	1,280,488.82
Expenditures for Emergency Shelter (Normal)			
Essential Services	0.00	654,506.56	654,506.56
Operations	7,104.63	1,895,262.93	1,902,367.56
Renovation	204,364.91	502,885.09	707,250.00
Major Rehab		0.00	0.00
Conversion		0.00	0.00
Hazard Pay <i>(unique activity)</i>		0.00	0.00
Volunteer Incentives <i>(unique activity)</i>		0.00	0.00
Training <i>(unique activity)</i>		0.00	0.00
Subtotal Emergency Shelter	211,469.54	3,052,654.58	3,264,124.12
Expenditures for Temporary Emergency Shelter			
Essential Services		0.00	0.00
Operations		0.00	0.00
Leasing existing real property or temporary structures		0.00	0.00
Acquisition		0.00	0.00
Renovation		0.00	0.00
Hazard Pay <i>(unique activity)</i>		0.00	0.00
Volunteer Incentives <i>(unique activity)</i>		0.00	0.00
Training <i>(unique activity)</i>		0.00	0.00
Other Shelter Costs		0.00	0.00
Subtotal Temporary Emergency Shelter	0.00	0.00	0.00
Expenditures for Street Outreach			
Essential Services	4,833.43	699,933.57	704,767.00
Hazard Pay <i>(unique activity)</i>		0.00	0.00
Handwashing Stations, Portable Bathrooms, Laundry Services <i>(unique activity)</i>		0.00	0.00
Volunteer Incentives <i>(unique activity)</i>		0.00	0.00
Training <i>(unique activity)</i>		0.00	0.00
Subtotal Street Outreach	4,833.43	699,933.57	704,767.00
Other ESG-CV Expenditures			

Cell Phones - for persons in Coc/YHDP funded projects (<i>unique activity</i>)		0.00	0.00
Coordinated Entry COVID Enhancements (<i>unique activity</i>)		0.00	0.00
Training (<i>unique activity</i>)		0.00	0.00
Vaccine Incentives (<i>unique activity</i>)		0.00	0.00
HMIS	0.00	40,000.00	40,000.00
Administration	32,805.08	345,515.66	378,320.74
Subtotal Other Expenditures	32,805.08	385,515.66	418,320.74

Total ESG-CV Expenditures	384,037.77	5,741,240.56	6,125,278.33
----------------------------------	-------------------	---------------------	---------------------

CLOSE OUT

IS THIS THE FINAL REPORT? **No**

Contact Information

Prefix

First Name **Janna**

Middle Name **O.**

Last Name **Souvorova**

Suffix

Organization **Orange County Government**

Department **PEDS/Housing and Community Development**

Title **Chief Planner**

Street Address 1 **525 E. South St.**

Street Address 2

City **Orlando**

State / Territory **Florida**

ZIP Code **32801**

E-mail Address **janna.souvorova@ocfl.net**

Confirm E-mail Address **janna.souvorova@ocfl.net**

Phone Number **(407)836-0963**

Extension

Fax Number

Additional Comments

This optional form is provided for recipients to provide any explanations or other information they believe would be helpful to HUD as they review this submission.

The amount of ESG-CV funds allocated to Orange County, FL was reduced in Summer of 2022 as a result of not meeting the June 2022 expenditure requirement of 50% for the overall ESG-CV award. The County recently processed an amendment to its FY 2019-2022 Action Plan to reflect the reduced amount. The amendment and associated documents (public participation narrative and SF-424 forms) were submitted in IDIS.

Please note that an agreement with Homeless Services Network of Central Florida, Inc. (non-congregate shelter) was extended to August 31, 2023.

The following projects ended and were closed in SAGE: 1) SALT Outreach, Inc. (street outreach) - ended 6/30/2023; 2) Homeless Services Network of Central Florida, Inc. (rapid re-housing) - ended 7/31/2023; and 3) Homeless Services Network of Central Florida, Inc. (non-congregate shelter) - ended 8/31/2023.

Finally, the County is still making payments on some of the agreements, for which service provision ended, as well as incurring admin expenses.

